

Dual Tennis Courts -450 watt NextGen II - LEDLightExpert

Dual Tennis Courts -450 watt NextGen II - LEDLightExpert

[www LEDLightExpert.com](http://www.LEDLightExpert.com):

Date: 12 / 23 / 2019
Operator: [www LEDLightExpert.com](http://www.LEDLightExpert.com)

LEDLightExpert.com

www.LEDLightExpert.com

Operator www.LEDLightExpert.com
Telephone 800-674-9420
Fax
e-Mail

Table of contents

Dual Tennis Courts -450 watt NextGen II - LEDLightExpert

Project Cover	1
Table of contents	2
SG07-450W	
Luminaire Data Sheet	3
Exterior Scene 1	
Luminaire parts list	4
Luminaires (layout plan)	5
Luminaires (coordinates list)	6
3D Rendering	7
False Color Rendering	8
Exterior Surfaces	
Ground Element 1	
Surface 1	
Isolines (E)	9
Value Chart (E)	10
Tennis 1 Calculation Grid (PA)	
Summary	11
Value Chart (E, Perpendicular)	12
Tennis 1 Calculation Grid (PA)	
Summary	13
Value Chart (E, Perpendicular)	14

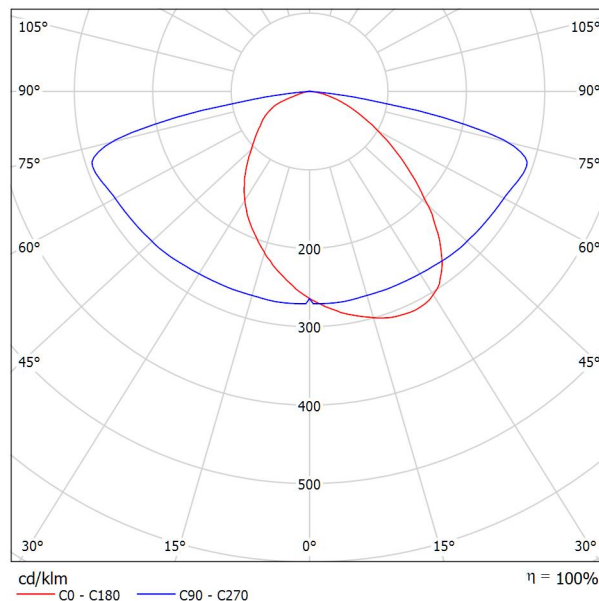
LEDLightExpert.com
www.LEDLightExpert.com

Operator www.LEDLightExpert.com
Telephone 800-674-9420
Fax
e-Mail

SG07-450W / Luminaire Data Sheet

Luminous emittance 1:

See our luminaire catalog for an image of the luminaire.



Luminaire classification according to CIE: 100
CIE flux code: 40 72 94 100 100

Due to missing symmetry properties, no UGR table can be displayed for this luminaire.

LEDLightExpert.com

www.LEDLightExpert.com

Operator www.LEDLightExpert.com

Telephone 800-674-9420

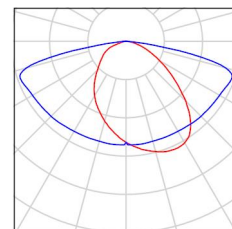
Fax

e-Mail

Exterior Scene 1 / Luminaire parts list

16 Pieces SG07-450W
Article No.:
Luminous flux (Luminaire): 54464 lm
Luminous flux (Lamps): 54465 lm
Luminaire Wattage: 434.4 W
Luminaire classification according to CIE: 100
CIE flux code: 40 72 94 100 100
Fitting: 1 x User defined (Correction Factor 1.000).

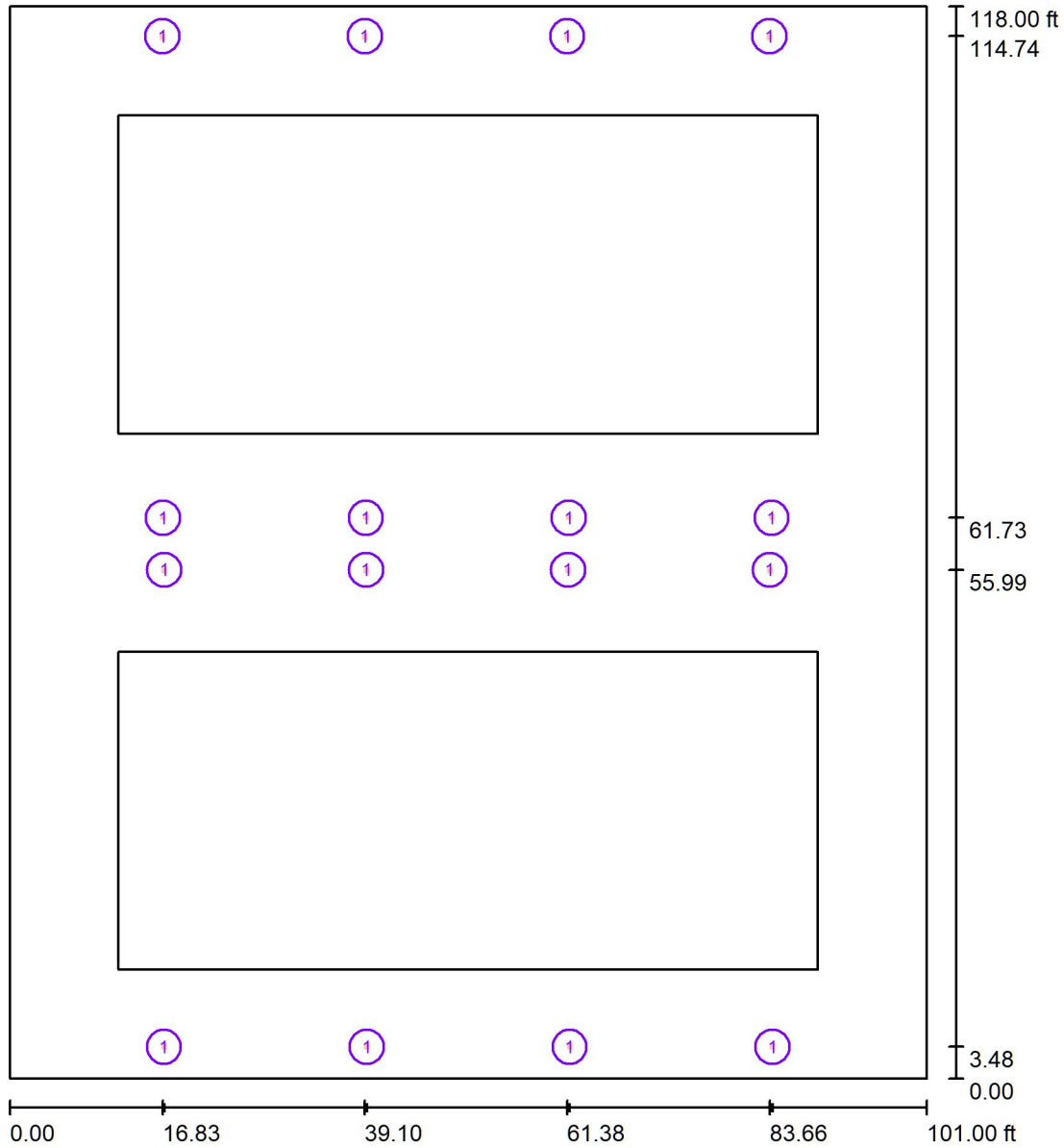
See our luminaire catalog
for an image of the
luminaire.



LEDLightExpert.com
www.LEDLightExpert.com

Operator www.LEDLightExpert.com
Telephone 800-674-9420
Fax
e-Mail

Exterior Scene 1 / Luminaires (layout plan)



Scale 1 : 244

Luminaire Parts List

No.	Pieces	Designation
1	16	SG07-450W

LEDLightExpert.com

www.LEDLightExpert.com

Operator www.LEDLightExpert.com

Telephone 800-674-9420

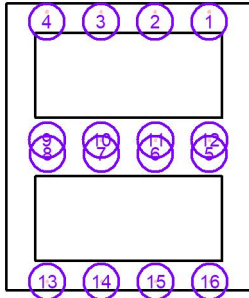
Fax

e-Mail

Exterior Scene 1 / Luminaires (coordinates list)

SG07-450W

54464 lm, 434.4 W, 1 x 1 x User defined (Correction Factor 1.000).

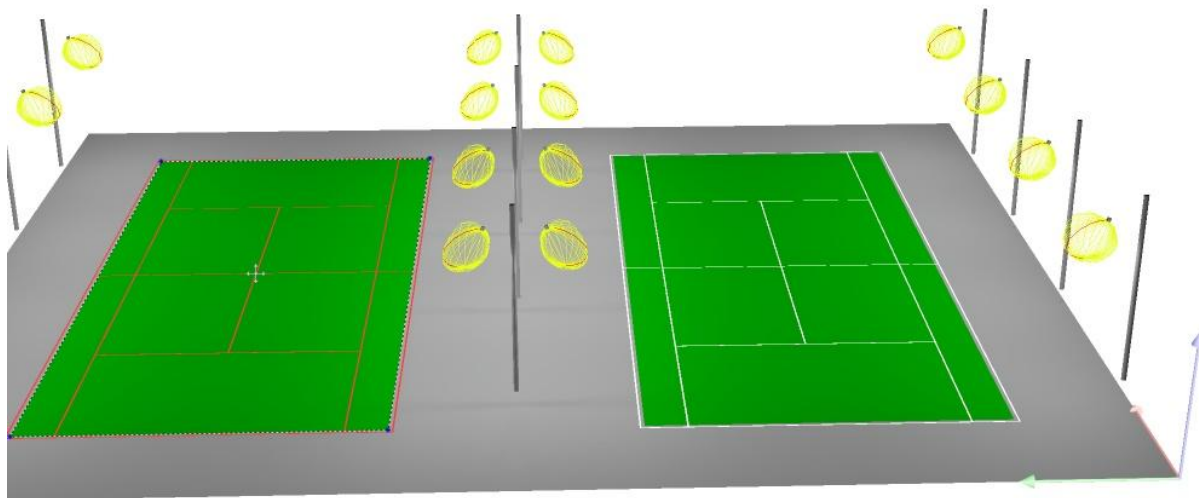


No.	Position [ft]			Rotation [°]		
	X	Y	Z	X	Y	Z
1	83.659	114.743	18.328	0.0	-23.0	-90.0
2	61.381	114.743	18.328	0.0	-23.0	-90.0
3	39.103	114.743	18.328	0.0	-23.0	-90.0
4	16.825	114.743	18.328	0.0	-23.0	-90.0
5	83.697	55.987	18.328	0.0	-23.0	-90.0
6	61.471	55.987	18.328	0.0	-23.0	-90.0
7	39.246	55.987	18.328	0.0	-23.0	-90.0
8	17.021	55.987	18.328	0.0	-23.0	-90.0
9	16.896	61.735	18.328	0.0	-23.0	90.0
10	39.228	61.735	18.328	0.0	-23.0	90.0
11	61.560	61.735	18.328	0.0	-23.0	90.0
12	83.892	61.735	18.328	0.0	-23.0	90.0
13	17.002	3.481	18.328	0.0	-23.0	90.0
14	39.334	3.481	18.328	0.0	-23.0	90.0
15	61.665	3.481	18.328	0.0	-23.0	90.0
16	83.997	3.481	18.328	0.0	-23.0	90.0

LEDLightExpert.com
www LEDLightExpert.com

Operator www LEDLightExpert.com
Telephone 800-674-9420
Fax
e-Mail

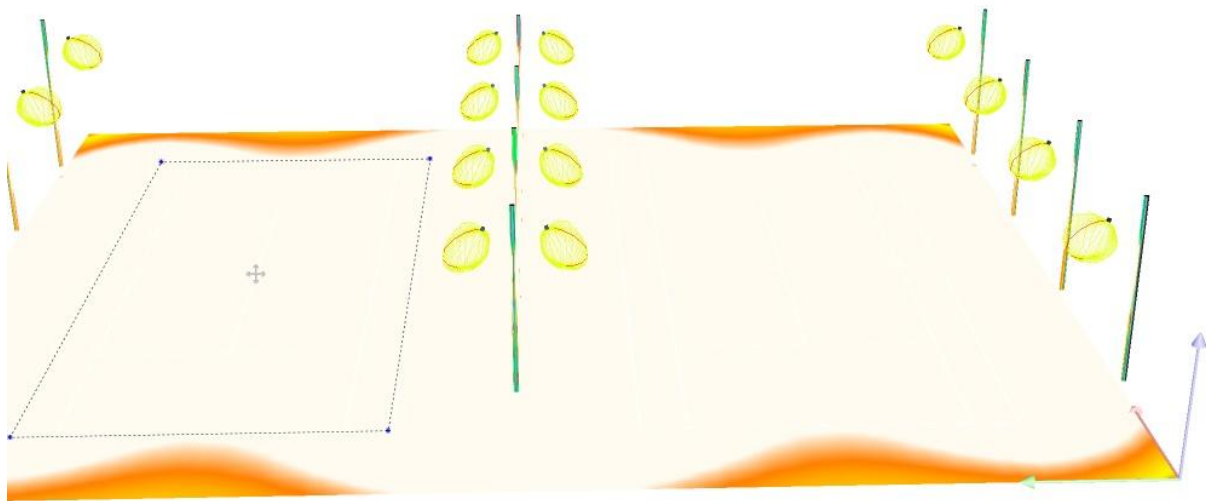
Exterior Scene 1 / 3D Rendering



LEDLightExpert.com
www.LEDLightExpert.com

Operator www.LEDLightExpert.com
Telephone 800-674-9420
Fax
e-Mail

Exterior Scene 1 / False Color Rendering



0 3.00 6.00 9.00 12.00 15.00 18.00 25.00 30.00

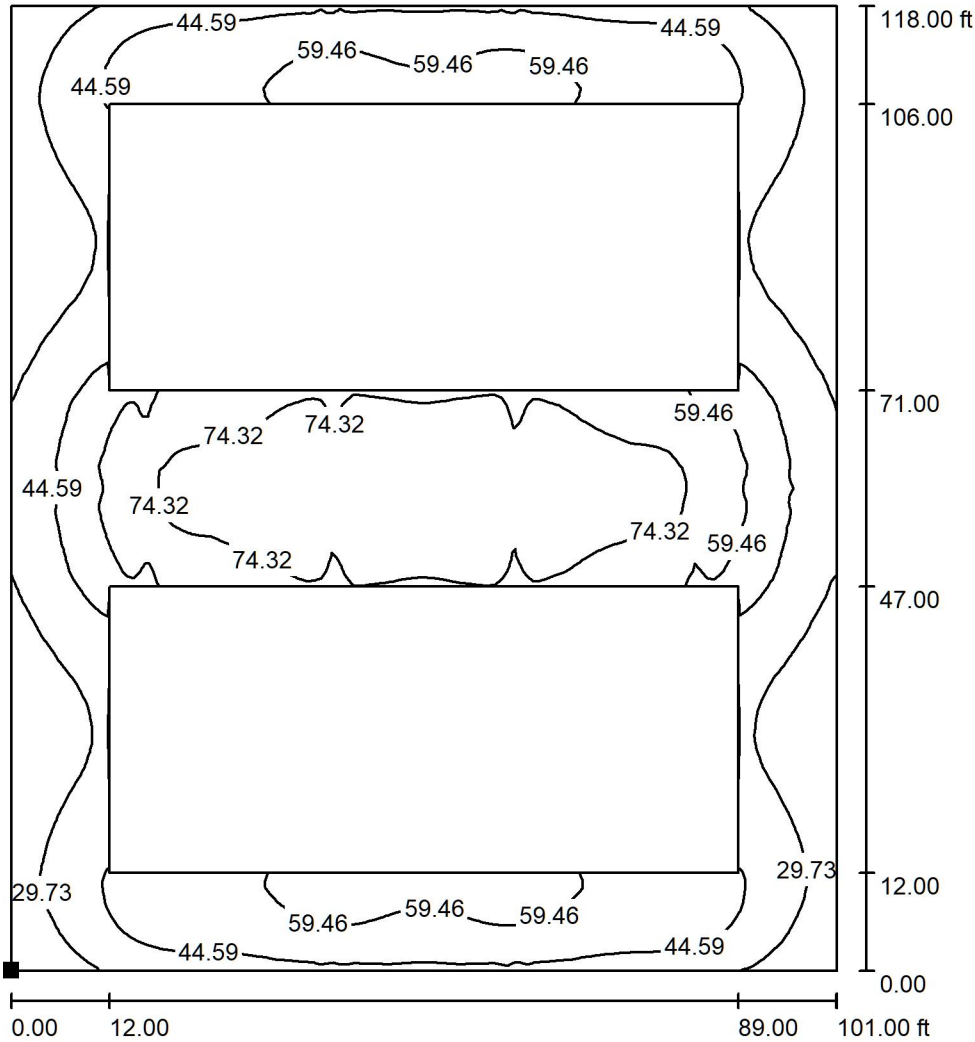
fc



LEDLightExpert.com
www.LEDLightExpert.com


Operator www.LEDLightExpert.com
Telephone 800-674-9420
Fax
e-Mail

Exterior Scene 1 / Ground Element 1 / Surface 1 / Isolines (E)



Values in Footcandles, Scale 1 : 282

Position of surface in external scene:
Marked point:
(0.000 ft, 0.000 ft, 0.000 ft)



Grid: 128 x 128 Points

E_{av} [fc]
51

E_{min} [fc]
17

E_{max} [fc]
89

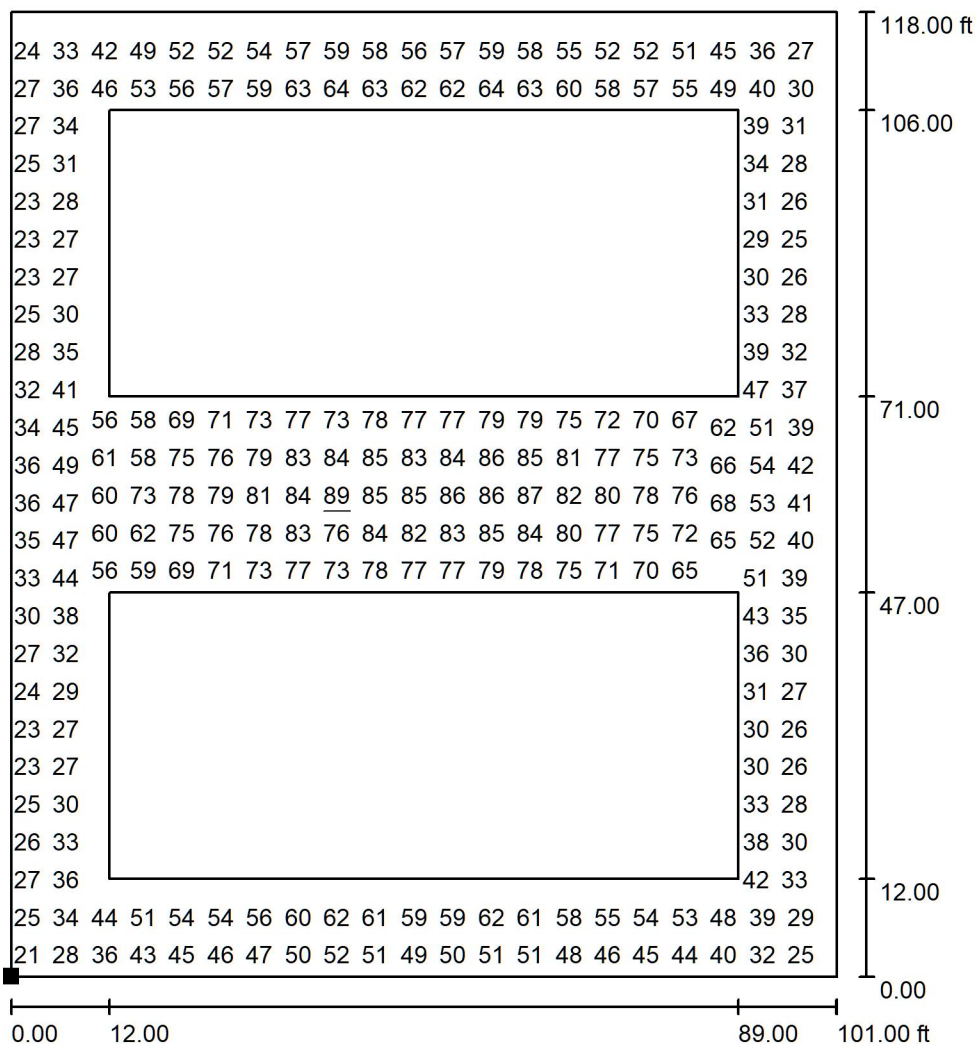
u_0
0.338

E_{min} / E_{max}
0.193

LEDLightExpert.com
www.LEDLightExpert.com

Operator www.LEDLightExpert.com
Telephone 800-674-9420
Fax
e-Mail


Exterior Scene 1 / Ground Element 1 / Surface 1 / Value Chart (E)



Values in Footcandles, Scale 1 : 282

Not all calculated values could be displayed.

Position of surface in external scene:
Marked point:
(0.000 ft, 0.000 ft, 0.000 ft)



Grid: 128 x 128 Points

E_{av} [fc]
51

E_{min} [fc]
17

E_{max} [fc]
89

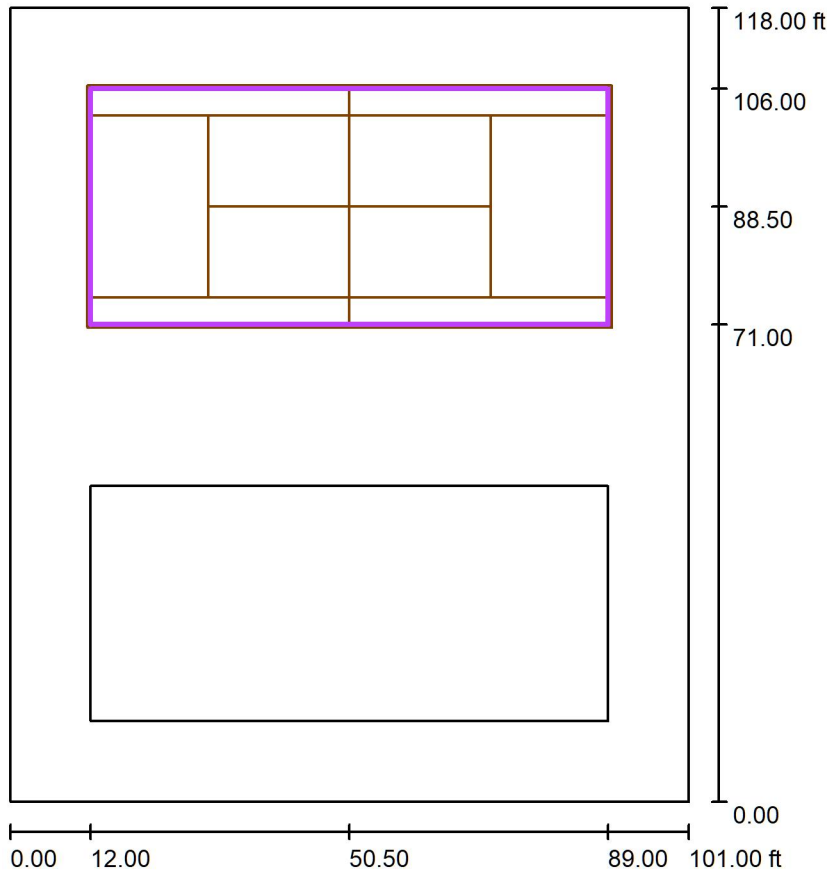
$u0$
0.338

E_{min} / E_{max}
0.193

LEDLightExpert.com
www.LEDLightExpert.com

Operator www.LEDLightExpert.com
Telephone 800-674-9420
Fax
e-Mail

Exterior Scene 1 / Tennis 1 Calculation Grid (PA) / Summary



Scale 1 : 343

Position: (50.499 ft, 88.499 ft, 0.000 ft)
Size: (76.999 ft, 35.000 ft)
Rotation: (0.0°, 0.0°, 0.0°)
Type: Normal, Grid: 13 x 5 Points
Belongs to the following sport arena: Tennis 1

Results overview

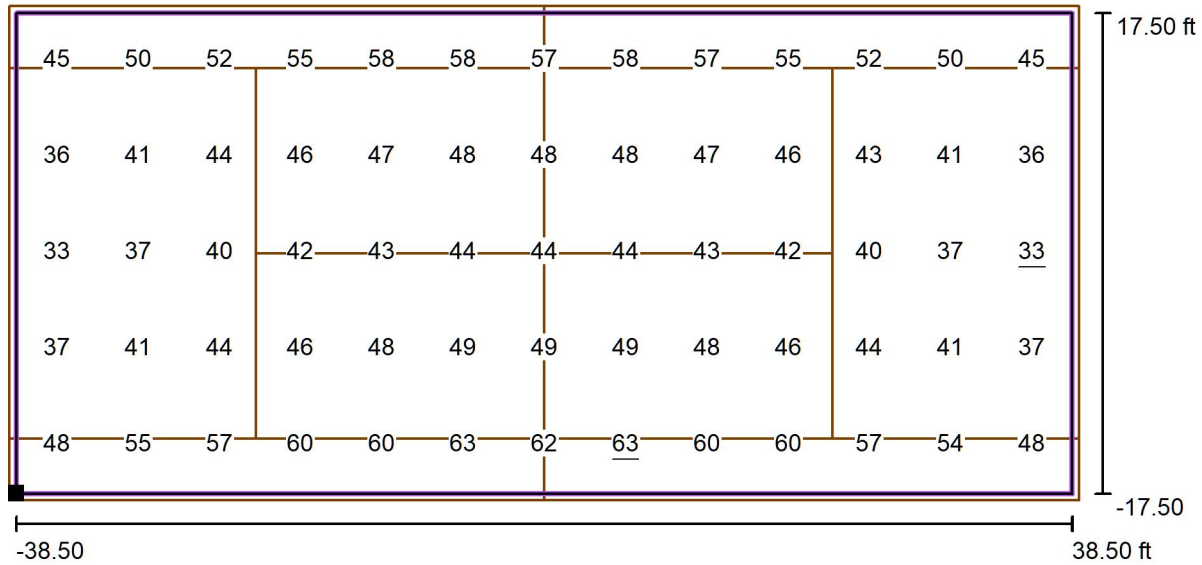
No.	Type	E_{av} [fc]	E_{min} [fc]	E_{max} [fc]	u0	E_{min} / E_{max}	$E_{h,m} / E_m$	H [ft]	Camera
1	perpendicular	48	33	63	0.69	0.52	/	0.000	/

$E_{h,m} / E_m$ = Relationship between middle horizontal and vertical illuminance, H = Measuring Height

LEDLightExpert.com
www.LEDLightExpert.com

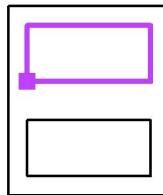
Operator www.LEDLightExpert.com
Telephone 800-674-9420
Fax
e-Mail

Exterior Scene 1 / Tennis 1 Calculation Grid (PA) / Value Chart (E, Perpendicular)



Values in Footcandles, Scale 1 : 168

Position of surface in external scene:
Marked point: (12.000 ft, 70.999 ft,
0.000 ft)



Grid: 13 x 5 Points

E_{av} [fc]
48

E_{min} [fc]
33

E_{max} [fc]
63

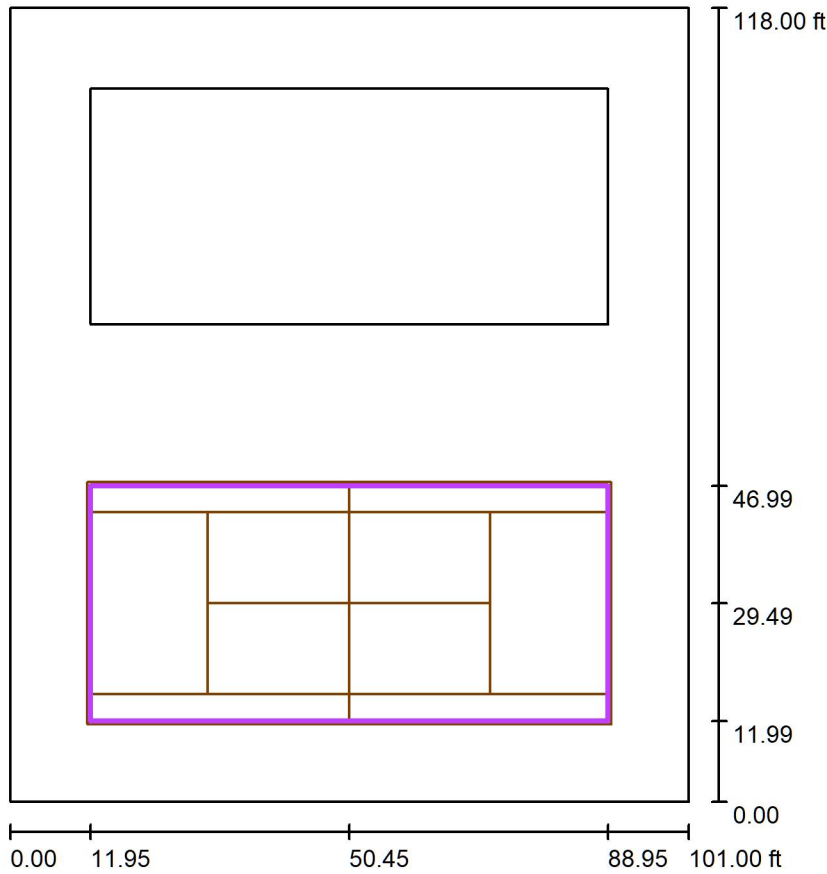
u_0
0.69

E_{min} / E_{max}
0.52

LEDLightExpert.com
www.LEDLightExpert.com

Operator www.LEDLightExpert.com
Telephone 800-674-9420
Fax
e-Mail

Exterior Scene 1 / Tennis 1 Calculation Grid (PA) / Summary



Scale 1 : 343

Position: (50.446 ft, 29.494 ft, 0.000 ft)
Size: (76.999 ft, 35.000 ft)
Rotation: (0.0°, 0.0°, 0.0°)
Type: Normal, Grid: 13 x 5 Points
Belongs to the following sport arena: Tennis 1

Results overview

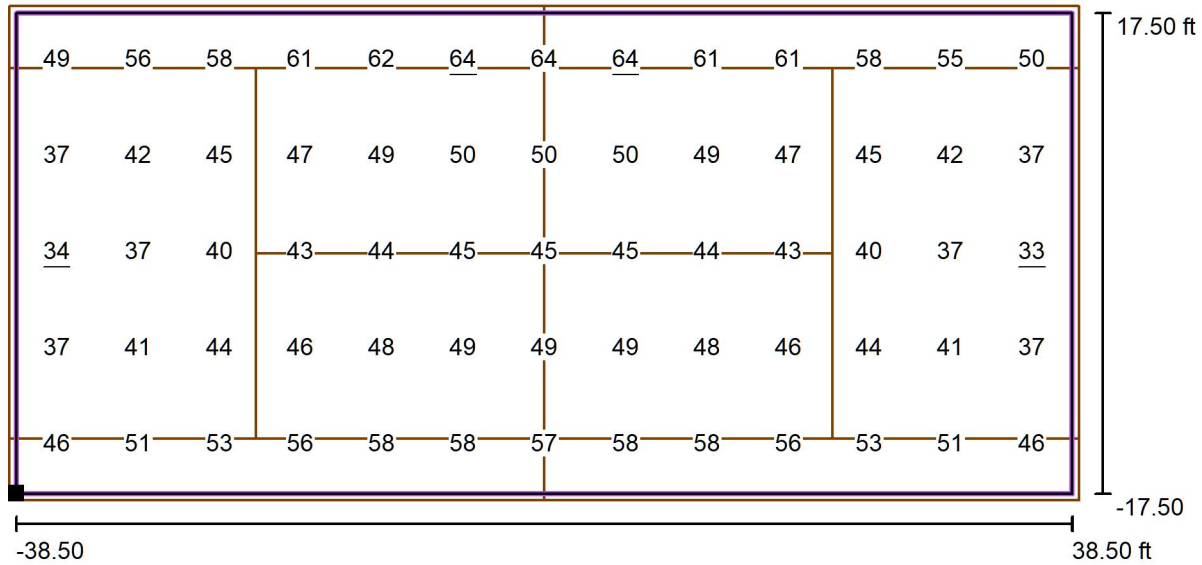
No.	Type	E_{av} [fc]	E_{min} [fc]	E_{max} [fc]	u0	E_{min} / E_{max}	$E_{h\ m} / E_m$	H [ft]	Camera
1	perpendicular	49	33	64	0.69	0.52	/	0.000	/

$E_{h\ m} / E_m$ = Relationship between middle horizontal and vertical illuminance, H = Measuring Height

LEDLightExpert.com
www.LEDLightExpert.com

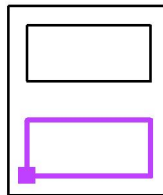
Operator www.LEDLightExpert.com
Telephone 800-674-9420
Fax
e-Mail

Exterior Scene 1 / Tennis 1 Calculation Grid (PA) / Value Chart (E, Perpendicular)



Values in Footcandles, Scale 1 : 168

Position of surface in external scene:
Marked point: (11.946 ft, 11.995 ft,
0.000 ft)



Grid: 13 x 5 Points

E_{av} [fc]
49

E_{min} [fc]
33

E_{max} [fc]
64

u_0
0.69

E_{min} / E_{max}
0.52