



P/N: RG-NextGen-2--S-G07-150WCT3B1-**abcdef**

Note:

The letter "a" can be can be 2 letters represent lamp colors; "BH = Black、WH=White、BR=Brown or Customized"

The letter "b" can be "P" or blank to represent Photocell or None Photocell;

The letter "c" can be "S" or blank to represent Surge protector or None Surge protector;

The letter "d" can be "M" or None, represent Motion sensor or No Motion sensor.

The letter "e" can be "AM","DM","YM","A&D" represent bracket type.

The letter "f" can be any two-digit number to represent CCT. "40=4000k、45=4500k、50=5000k、57=5700k"



AM



DM

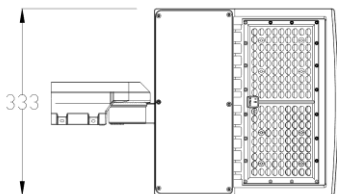


YM

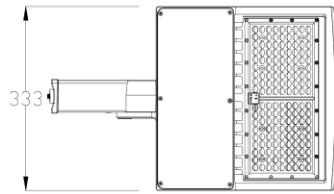


A&D

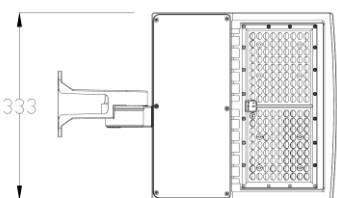
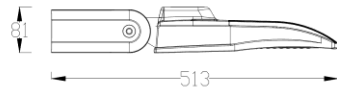
DIMENSIONS



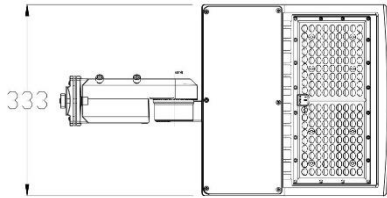
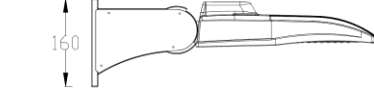
AM



DM



YM



A&D

ADVANTAGE

- UL cUL DLC Premium certificate.
- Seoul /Lumileds Chip, high CRI & Spectrum
- Meanwell HLG Driver – Top Rated Driver
- IP65 driver, input voltage 100-277VAC.
- Output constant current lever can be adjusted through output cable with 1-10V.
- No UV or IR in the beam.
- Easy to install and operate.
- Energy saving, long lifespan.
- Light is soft and uniform, safe to eyes.
- Instant start, NO flickering, NO humming.
- Green and eco-friendly without mercury.
- 4KV Surge Protection in Driver

APPLICATION

- Outdoor basketball court, tennis court.
- Badminton court, the football field.
- The school playground, stadium.
- Community leisure entertainment plaza, road lamp etc.

SPECIFICATIONS

OPTICAL	Input Power	150W
	Lumen	19500-21000LM
	Lumen Efficacy	125-140 LM/W
	Color Temperature	4000K, 4500K, 5000K, 5700K
	CRI	>70
	Viewing Angle	150*85 Degree (Type III)
ELECTRICAL	Input Voltage	100-277VAC 50/60Hz (480vac available)
	PF	≥0.9
	THD	≤20%
	Driver Model	Meanwell HLG-150H-48B (1-10Vdc Dimmer) with 4KV Surge
	Optional Accessory	Photocell / Surge protector/ Motion sensor
MATERIALS	LED Brand	SEOUL / LUMILEDS
	LED Type	SMD3030
	LED QTY	308 PCS
	Housing	Aluminum Alloy
	Housing Color	Black / Brown/ white /
	Waterproof Rating	WET (IP65)
OTHERS	Operating Temperature	-20°C TO 40°C
	Operating Humidity	20%-90% RH
	Storage Temperature	-30°C TO 80°C
	Storage Humidity	10%-95% RH
	Warranty Time	5 Years



DLC Premium Rated – A Tougher Certification

Not an initial light spike! DLC Premium requires 90% Light Maintenance for over 36,000 Hours, Dark Sky Compliance and Additional Performance Criteria Demands!

Model# RG-NextGen-2-S-G07-150WCT3B1-a[P;blank][S;blank][M;blank]e50


Manufacturer: RuggedGrade
Brand: RuggedGrade
Technical Requirements Version: 4.4
Date Qualified: 05/16/2018
Product ID: PL4YEKOUW19R

Categorization







Main: Outdoor Luminaires	Classification: Premium
General Application: High Output	Is Parent Product: No
Primary Use: Outdoor Pole/Arm-Mounted Area and Roadway Luminaires	DLC Family Code: NANOU1
System Type: AC	Listing Status: Listed

Reported Data	Zonal Lumens	Spacing Criteria	Product Features	Version History	Family Data
---------------	--------------	------------------	------------------	-----------------	-------------

Light Output: 19818.6 lm
Wattage: 156.05 W
Efficacy (AC): 127 lm/W
Power Factor: 0.9
CCT: 5000 K
CRI: 70
Total Harmonic Distortion: 15 %



NEXTGEN 2 LED PARKING LOT LIGHTS

 140 LUMEN TO WATT LEDS	BRIGHTER THAN A 1000 WATT METAL HALIDE	 DLC PREMIUM RATED	0-10V DIMMABLE DRIVER	 No Mercury, No UV Rays	 SAVE UP TO 80% OFF ENERGY BILLS	 USA Based Company	 ALL WEATHER CONDITIONS
---	---	--	------------------------------	---	--	--	---

LIGHT DISTRIBUTION TESTING PARAMETERS

Luminaire Property

Luminaire Manufacturer:

Voltage: 199.5 V

Power: 152.47 W

Current: 0.7751 A

Power Factor: 0.9836

Photometric Results

IES Classification: Type III

Total Rated Lamp Lumens: 19179.2 lm

Efficiency: 100%

Upward Ratio: 0%

Central Intensity: 4647.29 cd

Pos of Max. Intensity: H22.5 V69

Longitudinal Classification: Medium

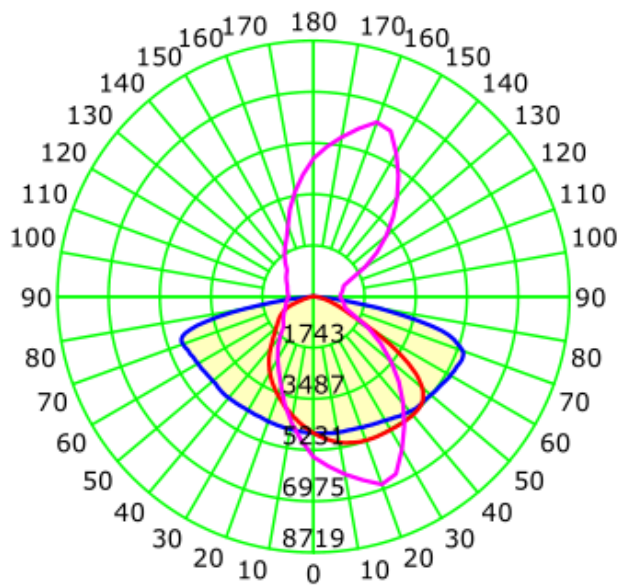
Measurement Flux: 19179.2 lm

Downward Ratio: 100%

Luminaire Efficacy Rating (LER): 125.79

Max. Intensity: 6975.57 cd

Luminous Intensity Distribution Curve

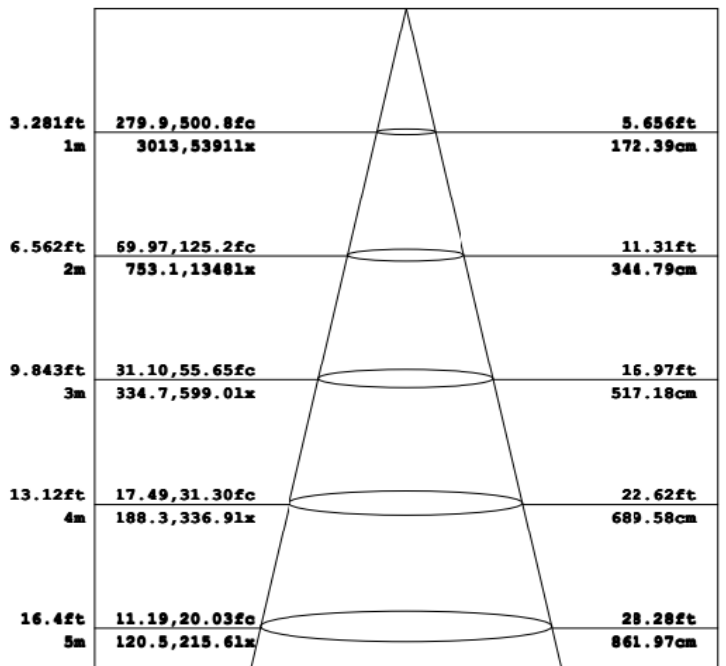


Unit: cd

Average Diffuse Angle(50%): 126.3°

— C0-C180 — C90-C270 — G69

Flux out: 7152 lm

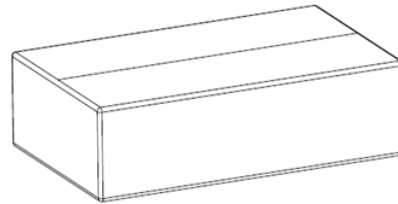
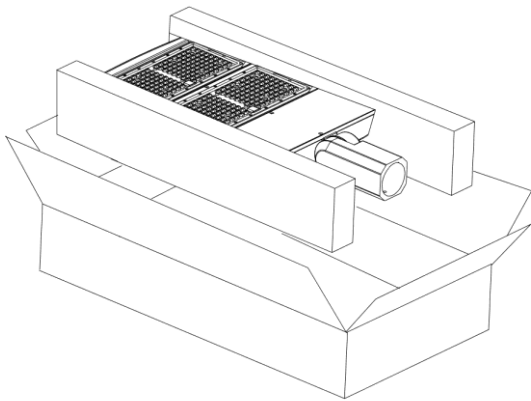


Note: The Curves indicate the illuminated area and the average illumination when the luminaire is at different distance.



PACKAGE

Stent Type	Lamp Net Weight	Size	Qty / Carton	Gross Weight / Carton
AM	5.4KG	585*385*160 MM	1 PC	6.3KG
DM	5.9KG	585*385*160 MM	1 PC	6.8 KG
YM	5.1 KG	585*385*160 MM	1 PC	6KG
A&D	6.3KG	585*385*160 MM	1 PC	7.2 KG



150 Watt NextGen II with Slip Fit



Arm Mount is 22 Inch / 564mm Long and Yoke Mount is 19 inch 484mm Long



NOTICE FOR USER

- Please turn off power before install or change assembly parts.
- The input voltage and lamps should be matched, after connecting the power line, Please make sure the wiring section is insulated.
- No-professionals, must not install and disassemble the lamps.

TROUBLE SHOOTINGS

Troubles	Check points
Flickering of the light	Turn off the power and turn on again in 3 minutes. If same phenomena occur, then call agencies.
Out of working	Please check the connection.