

400W Titan 5 | LED UFO HIGHBAY LIGHT



RuggedGrade

PRODUCT DESCRIPTION

Titan 5 Update for 2021 - Full Brightness to Dim to Off! - High Accuracy 5.8GHZ Microwave Motion Sensor! - Easy Programming by Remote. - DLC 5.1

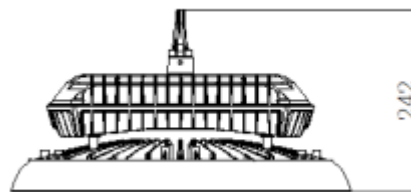
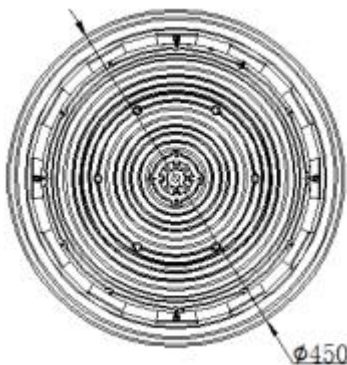


DLC #: RGL-TITANV-HO-400W

PRODUCT FEATURES & COMMON USE APPLICATIONS

- UL cUL DLC certificate.
- Lumileds or Samsung Chip, high CRI.
- Input voltage 277-480VAC.
- Output constant current lever can be adjusted through output cable with 0-10V.
- No UV or IR in the beam.
- Easy to install and operate.
- Energy saving, long lifespan.
- Light is soft and uniform, safe to eyes.
- Instant start, NO flickering, NO humming.
- Green and eco-friendly without mercury.
- Warehouse, factory, and workshops.
- Highway toll station and gas station.
- Exhibition hall.
- Gymnasium and supermarkets, etc

PRODUCT DIMENSIONS



Rugged Grade Lighting
Industrial Grade Solutions



LEGENDARY USA SUPPORT



US based
phone and online
customer support



888-953-2476
sales@ruggedgrade.com

PRODUCT TECHNICAL SPECIFICATIONS

OPTICAL	Input Power (Tolerance : ±10%)	400W			
	Color Temperature	3000K	4000K	5000K	5700K
	Lumen (Tolerance : -10%)	54000LM	57000LM	58000LM	58800LM
	Efficacy (Tolerance : -3%)	136LM/W	143LM/W	145LM/W	147LM/W
	CRI	>80			
	Color Consistency	<5 Steps (or <5 SDCM)			
	UGR (Glare Rating)	Low Glare Certified – Exceeds UGR Mandates & Certified DLC 5.1			
	Diffuser Type	PC Lens			
Beam Angle (50%) (Tolerance :	90 Degree				
ELECTRICAL	Input Voltage and Frequency	277-480VAC, 50/60Hz			
	PF (Tolerance : -3%)	≥0.9			
	THD (Tolerance : +5%)	≤20%			
	Flicker Percent	<5%			
	Driver Brand	Rugged Grade Lighting			
	Driver Model	Rugged Grade Lighting Driver			
	Driver Surge protection	L/N-PE: 4kV, L-N: 4kV			
	Dimming	0-10V dimming standard			
Optional Accessory	Motion Sensor, Surge-protective Device				
MATERIALS	LED Brand	Lumileds			
	LED Type	SMD2835			
	LED QTY	1120PCS			
	Housing	Die-cast aluminum			
	Housing Color	Black, White, or Customized			
	Waterproof Rating	WET (IP65)			
OTHERS	Operating Temperature	Without Motion Sensor: -40°C TO 50°C With Motion Sensor: -30°C TO 50°C			
	Storage Temperature	-40°C TO 80°C			
	Operating Humidity	20% - 90% RH			
	Storage Humidity	10% - 95% RH			
	Warranty	5 years warranty with 24/7 operating hours Luminaire lifetime			

PRODUCT MOUNTS & ACCESSORIES



Rugged Grade Lighting
Industrial Grade Solutions



888-953-2476
sales@ruggedgrade.com



PRODUCT IMAGES & ACTUAL INSTALLATIONS



Actual Install
Tindol Motors



Actual Install - 240 watt Fixtures at 26 ft
Building is 100' x 200' - This is 5x9 for 45 lights



PHOTOMETRICS & DLC PRODUCT SPEC

Product ID: PL1Y9EKD7OVH ×



RGL-TITANV-HO-400WD1BT2A1-a[S;Blank][M;Blank]50

Manufacturer: RuggedGrade
Brand: RuggedGrade

PRODUCT OVERVIEW

Classification	Premium
Primary Use	High-Bay Luminaires for Commercial and Industrial Buildings
Reported Input Wattage	404.38 W
Reported Light Output	54206.2 lm
Reported CCT	5000 K
Reported CRI (Ra)	83
Product ID	PL1Y9EKD7OVH
DLC Family Code	EMWALI
Listing Status	Listed
Date Qualified	2021-12-23

PRODUCT INFORMATION

Qualified Product List	Solid State Lighting
Technical Requirements Version	5.1
Product ID	PL1Y9EKD7OVH
Manufacturer	RuggedGrade
Brand	RuggedGrade
Model Number	RGL-TITANV-HO-400WD1BT2A1-a[S;Blank][M;Blank]50
Parent	No
Classification	Premium

PRODUCT CATEGORIZATION

[VIEW DETAILS](#)

CONTROL FEATURES

[VIEW DETAILS](#)

REPORTED PHOTOMETRIC PERFORMANCE

Reported Light Output	54206.2 lm
Reported Efficacy (AC)	134.05 lm/W
Reported CCT	5000 K
Reported CRI (Ra)	83
Reported R9	5
Reported IES Rf	84
Reported IES Rg	96
Reported IES Rcs,h1	-12

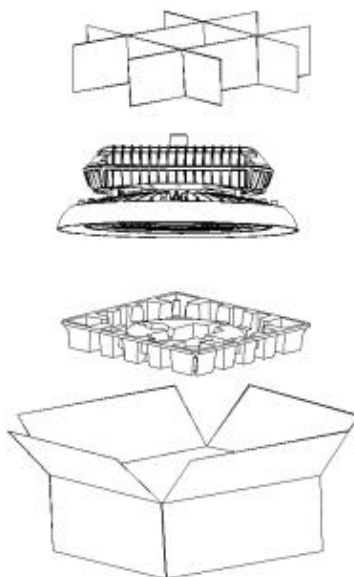


PRODUCT PACKAGING

PACKAGE

Lamp Type	Carton Size	Qty / Carton	Net Weight / Carton	Gross Weight / Carton
Pendent		1 PC	6.8KG	8.2KG

Tolerance of Carton Size: ±15 MM, Tolerance of Weight: ±10%.



PRODUCT WARNINGS

- ⚡ Please turn off power before install or change assembly parts.
- ⚡ The input voltage and lamps should be matched, after connecting the power line.
- ⚡ Please make sure the wiring section is insulated.
- ⚡ Professionals must install and disassemble the lamps.
- ⚡ Surge is the number 1 cause of LED light failure. Outdoor lights must have surge at fixture, pole, and breaker.
- ⚡ Surge is the number 1 cause of LED light failure. Indoor lights must have surge at fixture and breaker.

PRODUCT TROUBLESHOOTING

Issue	Check points
Light Flickers	Check all wiring for disconnections, shorts and burnt wiring and connections. Confirm steady input voltage to the light fixture, fluctuating input voltage will harm the LED driver and can lead to premature failure. Lights with photocells can have photocell tag from ambient light or light reflecting at the sensor. Simply cover the photocell completely and see if flickering continues while the photocell is covered. Call Tech Support for help if none of the above solves the issue.
Light does not work at all.	Check all wiring for disconnections, shorts and burnt wiring and connections. Confirm steady input voltage to the light fixture, fluctuating input voltage will harm the LED driver and can lead to premature failure. If input voltage is not in the voltage range of the fixture, you will need to find the source of your input voltage issue. Call Tech Support for help if none of the above solves the issue.

For more technical information, install questions, troubleshooting help or warranty claims, we have a dedicated US Tech and Customer Support Team to help solve any issues you have and can be reached by email or phone. If you need help with any of our products, we are here for you so that you are never in the dark!

BETTER LIGHTS. BETTER SUPPORT.

