

150W Corvus II TT | LED UFO HIGHBAY LIGHT



PRODUCT DESCRIPTION

Corvus II builds on its legendary value, now with a sleek & smaller design sporting advanced and improved standard features, including Wattage and Color selectable options. Making Corvus II one of the top Fully Tunable selling and brightest High Bay Light in the market. The Corvus series now include shatter proof lenses with a rating of IK08.



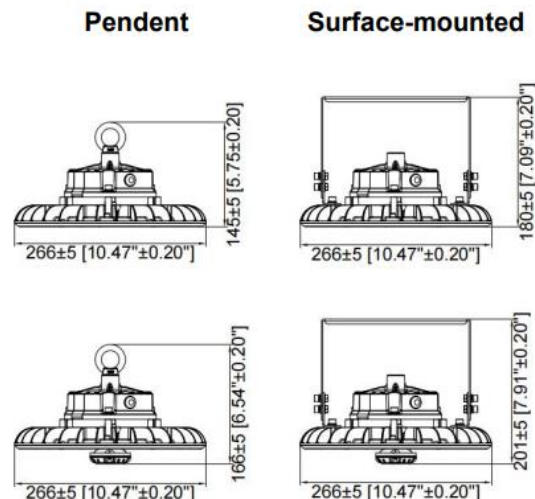
DLC #:

RGL-CORVUS2-TT-150WL1B1T2A1

PRODUCT FEATURES & COMMON USE APPLICATIONS

- UL cUL certificate.
- Wattage and Color Selectable
- Lumileds or Samsung Chip, high CRI.
- Input voltage 120-277VAC.
- IK08 shatter proof lenses included
- Output constant current lever can be adjusted through output cable with 0-10V.
- No UV or IR in the beam.
- Easy to install and operate.
- Energy saving, long lifespan.
- Instant start, NO flickering, NO humming.
- Green and eco-friendly without mercury.
- Warehouse, factory, and workshops.
- Highway toll station and gas station.
- Exhibition hall.
- Gymnasium and supermarkets, etc

PRODUCT DIMENSIONS





PRODUCT TECHNICAL SPECIFICATIONS

OPTICAL	Input Power (Tolerance : ±10%)	Wattage Selectable: 150/125/100 Watts		
	Color Temperature (Color Selectable)	3000K	4000K	5000K
	Lumen (Tolerance : -10%)	19800LM	22800LM	21300LM
	Efficacy (Tolerance : -3%)	132LM/W	152LM/W	142LM/W
	CRI	>80		
	Color Consistency	<7 Steps (or <7 SDCM)		
	UGR (Glare Rating)	<28 (X=4H, Y=8H; S/H=1; Reflectances: 70%/50%/20%)		
	Diffuser Type	PC Lens(IK08 shatter proof rating)		
	Beam Angle (50%) (Tolerance :	90 Degree		
ELECTRICAL	Input Voltage and Frequency	120-277VAC, 50/60Hz		
	PF (Tolerance : -3%)	≥0.9		
	THD (Tolerance : +5%)	≤20%		
	Flicker Percent	<5%		
	Driver Brand	Rugged Grade Lighting		
	Driver Model	Rugged Grade Lighting Driver		
	Driver Surge protection	L/N-PE: 6kV, L-N: 4kV		
	Dimming	0-10V dimming standard		
	Optional Accessory	Motion Sensor, Surge-protective Device		
MATERIALS	LED Brand	Lumileds		
	LED Type	SMD2835		
	LED QTY	450PCS		
	Housing	Die-cast aluminum		
	Housing Color	Black, White, or Customized		
	Waterproof Rating	WET (IP65)		
OTHERS	Operating Temperature	Without Motion Sensor: -40°C TO 50°C With Motion Sensor: -30°C TO 50°C		
	Storage Temperature	-40°C TO 80°C		
	Operating Humidity	20% - 90% RH		
	Storage Humidity	10% - 95% RH		
	Warranty	7 years warranty with 24/7 operating hours Luminaire lifetime		

PRODUCT MOUNTS & ACCESSORIES



PRODUCT IMAGES & ACTUAL INSTALLATIONS



PHOTOMETRICS & DLC PRODUCT SPEC

Luminaire Property

Luminaire Manufacturer:
 Luminaire Category:
 Lamp Catalog:
 Number of Lamps:
 Luminous Length (mm): -217
 Luminous Height (mm):
 Current: 0.548 A
 Power Factor: 0.993

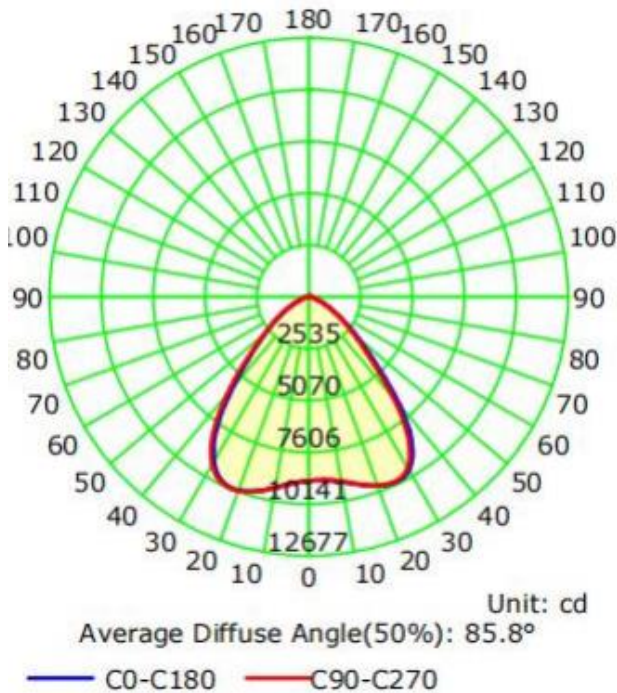
Luminaire Description:
 Lamp Description:
 Lumens per Lamp:
 Luminous Width (mm): -217
 Voltage: 277.0 V
 Power: 150.82 W

Photometric Results

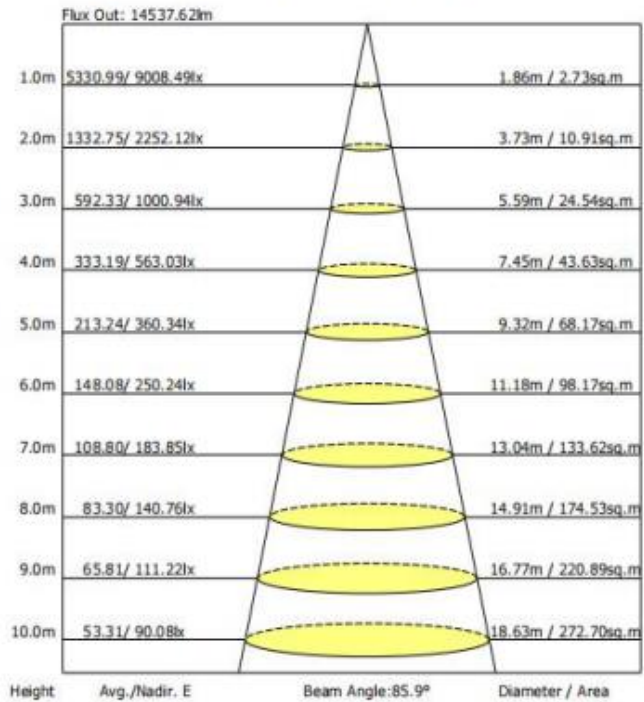
CIE Class: Direct
 Measurement Flux: 19922.2 lm
 Downward Ratio: 100%
 Horizontal Diffuse Angle(10%,50%): H126.6,H86
 Vertical Diffuse Angle(10%,50%): V126.6,V85.9
 Luminaire Efficacy Rating (LER): 132.14
 Max. Intensity: 10141.61 cd
 S/MH(C0/C180): 1.41

Total Rated Lamp Lumens: 19922.2 lm
 Efficiency: 100%
 Upward Ratio: 0%
 C0r0 Intensity: 9008.49 cd
 Pos of Max. Intensity: H247.5 V22
 S/MH(C90/C270): 1.41

Luminous Intensity Distribution Curve



The Average Illuminance Effective Figure



Product ID: S-LUIC36



RGL-CORVUS2-TT-150WL1B1T2A2-abcdD

Manufacturer: RuggedGrade
Brand: RuggedGrade

PRODUCT OVERVIEW

Model Number	RGL-CORVUS2-TT-150WL1B1T2A2-abcdD
Classification	Premium
Primary Use	High Bay Luminaires for Commercial and Industrial Buildings
Reported Input Wattage	153.5 W
Reported Light Output	20223 lm
Reported CCT	3000 K
Reported CRI (Ra)	82
Product ID	S-LUIC36
DLC Family Code	VVWAKN
Listing Status	Listed
Date Qualified	2023-11-06

PRODUCT INFORMATION

Qualified Product List	Solid State Lighting
Technical Requirements Version	5.1
Product ID	S-LUIC36
Manufacturer	RuggedGrade
Brand	RuggedGrade
Model Number	RGL-CORVUS2-TT-150WL1B1T2A2-abcdD
Parent	Yes
Classification	Premium

PRODUCT CATEGORIZATION

[VIEW DETAILS](#)

CONTROL FEATURES

[VIEW DETAILS](#)

REPORTED PHOTOMETRIC PERFORMANCE

Reported Light Output	20223 lm
Reported Efficacy (AC)	131.8 lm/W
Reported CCT	3000 K
Reported CRI (Ra)	82
Reported R9	4
Reported IES Rf	84
Reported IES Rg	97
Reported IES Rcs,h1	-12

REPORTED ELECTRICAL PERFORMANCE

Reported Input Wattage	153.5 W
Reported Total Harmonic Distortion	15 %
Reported Power Factor	0.9
Reported Minimum Input Wattage	37.5 W
Reported Maximum Input Wattage	153.5
Reported Default Input Wattage	153.5 W
Voltage Range	120-277 V



PRODUCT WARNINGS

- ⚡ Please turn off power before install or change assembly parts.
- ⚡ The input voltage and lamps should be matched, after connecting the power line.
- ⚡ Please make sure the wiring section is insulated.
- ⚡ Professionals must install and disassemble the lamps.
- ⚡ Surge is the number 1 cause of LED light failure. Outdoor lights must have surge at fixture, pole, and breaker.
- ⚡ Surge is the number 1 cause of LED light failure. Indoor lights must have surge at fixture and breaker.

PRODUCT TROUBLESHOOTING

Issue	Check points
Light Flickers	Check all wiring for disconnections, shorts and burnt wiring and connections. Confirm steady input voltage to the light fixture, fluctuating input voltage will harm the LED driver and can lead to premature failure. Lights with photocells can have photocell tag from ambient light or light reflecting at the sensor. Simply cover the photocell completely and see if flickering continues while the photocell is covered. Call Tech Support for help if none of the above solves the issue.
Light does not work at all.	Check all wiring for disconnections, shorts and burnt wiring and connections. Confirm steady input voltage to the light fixture, fluctuating input voltage will harm the LED driver and can lead to premature failure. If input voltage is not in the voltage range of the fixture, you will need to find the source of your input voltage issue. Call Tech Support for help if none of the above solves the issue.

For more technical information, install questions, troubleshooting help or warranty claims, we have a dedicated US Tech and Customer Support Team to help solve any issues you have and can be reached by email or phone. If you need help with any of our products, we are here for you so that you are never in the dark!

BETTER LIGHTS. BETTER SUPPORT.

