

PRODUCT DESCRIPTION

Corvus II builds on its legendary value, now with a sleek & smaller design sporting advanced and improved standard features, including precision optics and more available options. Making Corvus II one of the top selling and brightest High Bay Light in the market.



DLC #:

RGL-CORVUS2-100WL1B1T2A1

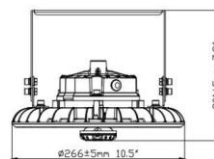
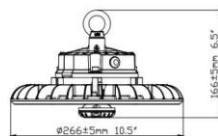
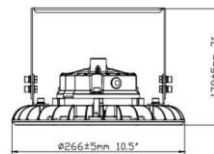
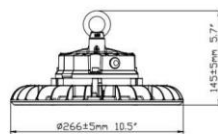
PRODUCT FEATURES & COMMON USE APPLICATIONS

- UL cUL certificate.
- Lumileds or Samsung Chip, high CRI.
- Input voltage 120-277VAC.
- Output constant current lever can be adjusted through output cable with 0-10V.
- No UV or IR in the beam.
- Easy to install and operate.
- Energy saving, long lifespan.
- Light is soft and uniform, safe to eyes.
- Instant start, NO flickering, NO humming.
- Green and eco-friendly without mercury.
- Warehouse, factory, and workshops.
- Highway toll station and gas station.
- Exhibition hall.
- Gymnasium and supermarkets, etc

PRODUCT DIMENSIONS

Pendent

Surface-mounted





PRODUCT TECHNICAL SPECIFICATIONS

OPTICAL	Input Power (Tolerance : ±10%)	100W			
	Color Temperature	3000K	4000K	5000K	5700K
	Lumen (Tolerance : -10%)	13500LM	13700LM	14000LM	14100LM
	Efficacy (Tolerance : -3%)	135LM/W	137LM/W	140LM/W	141LM/W
	CRI	>80			
	Color Consistency	<5 Steps (or <5 SDCM)			
	UGR (Glare Rating)	Low Glare Certified – Exceeds UGR Mandates & Certified DLC 5.1			
	Diffuser Type	PC Lens			
	Beam Angle (50%) (Tolerance :	90 Degree			
ELECTRICAL	Input Voltage and Frequency	120-277VAC, 50/60Hz			
	PF (Tolerance : -3%)	≥0.9			
	THD (Tolerance : +5%)	≤20%			
	Flicker Percent	<5%			
	Driver Brand	Rugged Grade Lighting			
	Driver Model	Rugged Grade Lighting Driver			
	Driver Surge protection	L/N-PE: 6kV, L-N: 4kV			
	Dimming	0-10V dimming standard			
Optional Accessory	Motion Sensor, Surge-protective Device				
MATERIALS	LED Brand	Lumileds			
	LED Type	SMD2835			
	LED QTY	425PCS			
	Housing	Die-cast aluminum			
	Housing Color	Black, White, or Customized			
	Waterproof Rating	WET (IP65)			
OTHERS	Operating Temperature	Without Motion Sensor: -40°C TO 50°C With Motion Sensor: -30°C TO 50°C			
	Storage Temperature	-40°C TO 80°C			
	Operating Humidity	20% - 90% RH			
	Storage Humidity	10% - 95% RH			
	Warranty	5 years warranty with 24/7 operating hours Luminaire lifetime			

PRODUCT MOUNTS & ACCESSORIES

USA SUPPORT



US based
phone and online
customer support


DLC
CERTIFIED

5 YEARS
WARRANTY

UL
LISTED



PRODUCT IMAGES & ACTUAL INSTALLATIONS



PHOTOMETRICS & DLC PRODUCT SPEC



RGL-CORVUS2-100WL1B1T2A1-abc50

Manufacturer: RuggedGrade
Brand: RuggedGrade

PRODUCT OVERVIEW

Classification	Premium
Primary Use	High-Bay Luminaires for Commercial and Industrial Buildings
Reported Input Wattage	100.8 W
Reported Light Output	14689 lm
Reported CCT	5000 K
Reported CRI (Ra)	82
Product ID	S-4CIA8N
DLC Family Code	SLFAHN
Listing Status	Listed
Date Qualified	2023-01-07

PRODUCT INFORMATION

Qualified Product List	Solid State Lighting
Technical Requirements Version	5.1
Product ID	S-4CIA8N
Manufacturer	RuggedGrade
Brand	RuggedGrade
Model Number	RGL-CORVUS2-100WL1B1T2A1-abc50
Parent	No
Classification	Premium

PRODUCT CATEGORIZATION

[VIEW DETAILS](#)

PRODUCT CAPABILITIES

[VIEW DETAILS](#)

REPORTED PHOTOMETRIC PERFORMANCE

Reported Light Output	14689 lm
Reported Efficacy (AC)	145.73 lm/W
Reported CCT	5000 K
Reported CRI (Ra)	82
Reported R9	3
Reported IES Rf	83
Reported IES Rg	95
Reported IES Rcs,h1	-13

REPORTED ELECTRICAL PERFORMANCE

Reported Input Wattage	100.8 W
Reported Total Harmonic Distortion	15 %
Reported Power Factor	0.9
Reported Default Input Wattage	100.8 W
Voltage Range	120-277 V



PRODUCT PACKAGING

Bracket Type	Carton Size	Qty / Carton	Net Weight / Carton	Gross Weight / Carton
Pendent	290*290*255mm	2PCS	4kg	5kg
Surface-				

*Tolerance of Carton Size: ±15 MM, Tolerance of Weight: ±10%.



PRODUCT WARNINGS

- ⚡ Please turn off power before install or change assembly parts.
- ⚡ The input voltage and lamps should be matched, after connecting the power line.
- ⚡ Please make sure the wiring section is insulated.
- ⚡ Professionals must install and disassemble the lamps.
- ⚡ Surge is the number 1 cause of LED light failure. Outdoor lights must have surge at fixture, pole, and breaker.
- ⚡ Surge is the number 1 cause of LED light failure. Indoor lights must have surge at fixture and breaker.

PRODUCT TROUBLESHOOTING

Issue	Check points
Light Flickers	Check all wiring for disconnections, shorts and burnt wiring and connections. Confirm steady input voltage to the light fixture, fluctuating input voltage will harm the LED driver and can lead to premature failure. Lights with photocells can have photocell tag from ambient light or light reflecting at the sensor. Simply cover the photocell completely and see if flickering continues while the photocell is covered. Call Tech Support for help if none of the above solves the issue.
Light does not work at all.	Check all wiring for disconnections, shorts and burnt wiring and connections. Confirm steady input voltage to the light fixture, fluctuating input voltage will harm the LED driver and can lead to premature failure. If input voltage is not in the voltage range of the fixture, you will need to find the source of your input voltage issue. Call Tech Support for help if none of the above solves the issue.

For more technical information, install questions, troubleshooting help or warranty claims, we have a dedicated US Tech and Customer Support Team to help solve any issues you have and can be reached by email or phone. If you need help with any of our products, we are here for you so that you are never in the dark!

BETTER LIGHTS. BETTER SUPPORT.

