



Morati Series Post Top Light is a high-tech twist on an everyday fixture. Type V optics (Type III optional) produce a round distribution which is perfect for parking lots and pathways. Cutting edge LED technology provides maintenance-free operation combined with significant reduction in energy consumption. Add all that to a standard tenon top pole and you've got a simple and effective lighting solution.



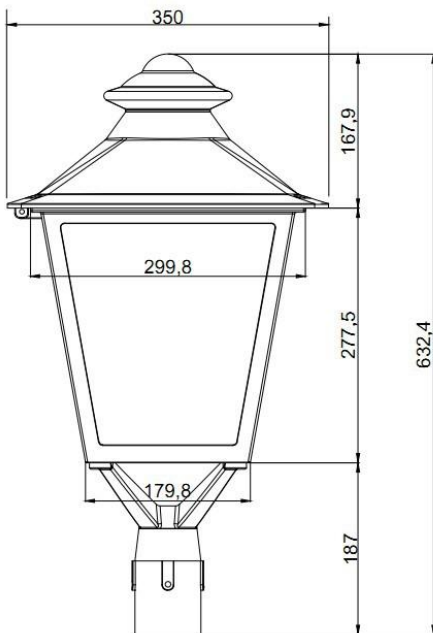
QUALIFICATIONS

- **ETL Listed:4009701**
Suitable for Wet Locations
- **IESNA LM79 & LM-80 Testing**
LED luminaires have been tested by an independent laboratory in accordance with IESNALM-79 and LM-80
- **DLC Qualification:**

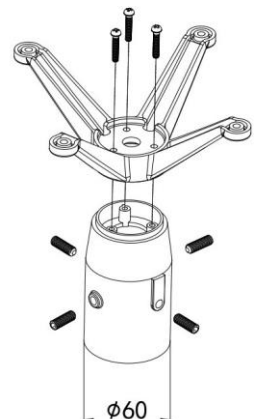
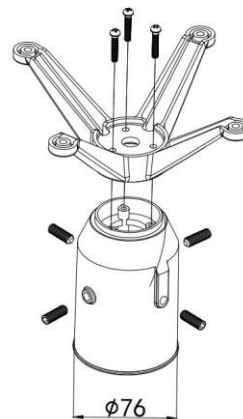
APPLICATION

With IES classification Type V (Type III optional) , this led area light distributes light in a wide and uniform 360° pattern that is perfect for large outdoor areas such as parking lots, corporate parks, and retail settings.

DIMENSIONS



3inch and 2 3/8 inch Mount Base Interchangeable



CONSTRUCTION

➤ **IP Rating:**

Ingress Protection rating of IP65 for dust and water

➤ **Ambient Temperature:**

Suitable for up to 122° F (50° C) ambient temperature

➤ **Cold Weather Starting:**

The minimum starting temperature is -4°F /-20°C

➤ **Housing:**

Bronze or Black Aluminum

➤ **Mounting Methods:**

2" to pole top mount

➤ **Green Technology:**

Mercury and UV free, and RoHS compliant. Polyester powder coat finish formulated without the use of VOC or toxic heavy metals.

➤ **Gaskets:**

Silicon Gaskets

➤ **Lens:**

Frosted or transparent GLASS lens optional.

Light shield, Bird cone and ladder rest are NOT included as a standard structure. Please contact a sales representative to get a quote.

Our environmentally friendly polyester powder coating is formulated from high-durability and long-lasting color, and contains no VOC or toxic heavy metals.

LED CHARACTERISTICS

➤ **LEDs:**

Multi-chip, high-output, long-life LEDs Color

➤ **Stability:**

LED color temperature is warranted to shift no more than 200K in CCT over a 5-year period.

➤ **Color Temp:**

3000K (Warm white), 4000K (Natural white), 5000K (Daylight)

➤ **Uniformity:**

Range of CCT follows the guidelines of the American National Standards for the Specifications for the Chromaticity of Solid-State Lighting (SSL) Products, ANSI C78.377.2011

➤ **Color Rendering Index:**

>70

ELECTRIAL

➤ **Drivers:**

100-277V, 50-60Hz,

➤ **Power Factor > 0.9**

➤ **THD<15%**

➤ **NEMA Receptacle:**

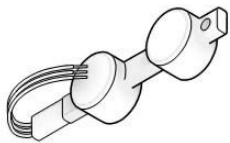
3-prong twist lock receptacle with short-cap optional; compatible with 3-prong Photocell Sensors. 7-prong twist lock receptacle with short-cap optional; compatible with 7-prong Photocell Sensors.

Model	Input	Wattage	Color Temperature	Lumens	G.W	Carton size
YR-TP350-W120-MTCP	120-277Vac	40W-60W-80W-100W-120W tunable	30K-40K-50K tunable	max 13200lm	23.5 LBS	16in*16in*20in

ACCESSORIES

YR-TP350-W120-MTCP

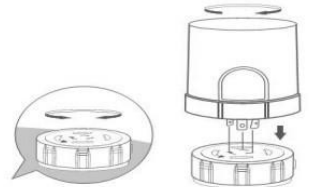
Surge Protector (Optional)



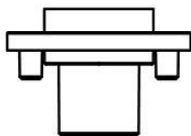
The SPD prevents downtime, improves reliability, and eliminates possible damage to luminaires. This surge protector option for the luminaire has the maximum discharge current of 10,000A, and nominal discharge current of 3,000 A.

Photocell Assembly (Optional)

It is a Standard Three-Prong Twist Lock Photocell which is installed on the top of the Fixtures. Once the photocell is installed, the area light will automatically turn on and off, dusk to dawn.



Microwave Motion Sensor (Optional)



This motion sensor allows extra energy savings without compromising convenience. With its signature 3-step dimming function, it is perfect for use in areas notice before optionally switching off the light. Daylight (on/off) sensor is integrated for maximum energy saving.

max 13200lm

Hold Time adjustable:
5s / 1min / 5min / 10min / 15min / 20min / 30min / 1h

Stand-by period adjustable:
1min / 30min / 1h / infinity

Daylight (ambient light threshold) adjustable:
10lux / 30lux / 50lux / 100lux / 150lux / 200lux / 300lux / **Disable**

Stand-by dimming level adjustable:
0% / 20% / 30% / 50%

Notice for users

- The input voltage and lamps should be matched, after connecting the power line, Please make sure the wiring section is insulated.
- Do not look directly at the lamp when it is working. It should be used when no one is around.
- In order to ensure the bactericidal effect, please clean up the dust and stains on the luminous surface in time.
- No-professionals, must not install and disassemble the lamps.

Troubleshooting

Issue	Check points
Light Flickers	Check all wiring for disconnections, shorts and burnt wiring and connections. Confirm steady input voltage to the light fixture, fluctuating input voltage will harm the LED driver and can lead to premature failure. Lights with photocells can have photocell tag from ambient light or light reflecting back at the sensor. Simply cover the photocell completely and see if flickering continues while the photocell is covered. Call Tech Support for help if none of the above solves the issue.
Light does not work at all.	Check all wiring for disconnections, shorts and burnt wiring and connections. Confirm steady input voltage to the light fixture, fluctuating input voltage will harm the LED driver and can lead to premature failure. If input voltage is not in the voltage range of the fixture, you will need to find the source of your input voltage issue. Call Tech Support for help if none of the above solves the issue.

For more technical information, install questions, troubleshooting help or warranty claims, we have a dedicated US Tech and Customer Support Team to help solve any issues you have and can be reached by email or phone. If you need help with any of our products, we are here for you so that you are never in the dark!



**BETTER LIGHTS.
BETTER SUPPORT.**

CERTIFIED LISTED

UL

LEGENDARY RUGGEDGRADE QUALITY

US based phone and online customer support

ROCK SOLID 5 YEARS WARRANTY