

60W Durado III | LED CUT OFF WALL PACK LIGHT



PRODUCT DESCRIPTION

Durado III adds 0-10v dimmability, top level DLC 5.1 Premium certification, with an Ultra-Efficient 145+ lumens per watt and Dark Sky Compliance, and a new clean design that hides any screws from visibility



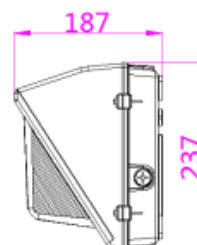
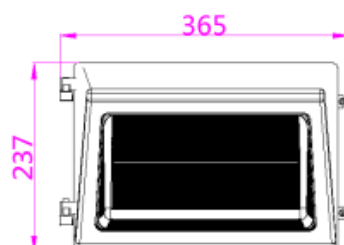
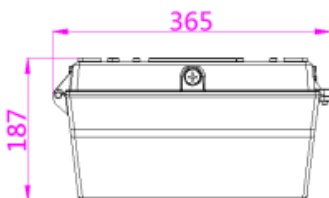
DLC #:

RGL-DURADO03-60

PRODUCT FEATURES & COMMON USE APPLICATIONS

- UL, cUL, certificate
- Lumileds 2835, high CRI.
- Input voltage 120-277VAC .
- Output constant current lever can be adjusted throughoutput cable with 0-10V.
- No UV or IR in the beam.
- Wattage adjustable feature enabled with wattage dial device (sold separately).
- Easy to install and operate.
- Energy saving, long lifespan.
- Light is soft and uniform, safe to eyes.
- Instant start, NO flickering, NO humming.
- Entrance lighting, courtyard lighting;
- Industrial lighting, Outdoor landscape lighting;
- Building, The hotel;
- Wall lighting area and so on.


PRODUCT DIMENSIONS



LEGENDARY USA SUPPORT



US based phone and online customer support



Rugged Grade Lighting
Industrial Grade Solutions



888-953-2476
sales@ruggedgrade.com

PRODUCT TECHNICAL SPECIFICATIONS

OPTICAL	Input Power (Tolerance : ±10%)	60W			
	Color Temperature	4000K	4500K	5000K	5700K
	Lumen (Tolerance : -10%)	8000LM	8200LM	8400LM	8700LM
	Efficacy (Tolerance : -3%)	131LM/W	131LM/W	131LM/W	131LM/W
	CRI	>80			
	Color Consistency	<6 Steps (or <6 SDCM)			
	BUG	B2-U2-G2			
	Diffuser Type	PC Lens			
	Beam Angle (50%) (Tolerance :	139*90 Degree			
ELECTRICAL	Input Voltage and Frequency	120-277VAC, 50/60Hz			
	PF (Tolerance : -3%)	≥0.9			
	THD (Tolerance : +5%)	≤20%			
	Flicker Percent	<30%			
	Driver Brand	Rugged Grade Lighting			
	Driver Model	Rugged Grade Lighting Driver			
	Driver Surge protection	L-N: 4kV , L&N-E: 4kV			
	Dimming	0-10V dimming standard			
	Optional Accessory	Motion Sensor, Surge-protective Device			
MATERIALS	LED Brand	Lumileds			
	LED Type	SMD2835			
	LED QTY	425PCS			
	Housing	Die-cast aluminum			
	Housing Color	All Color			
	Waterproof Rating	WET (IP65)			
OTHERS	Operating Temperature	Without Motion Sensor: -40°C TO 45°C			
	Storage Temperature	-40°C TO 80°C			
	Operating Humidity	20% - 90% RH			
	Storage Humidity	10% - 95% RH			
	Warranty	5 years warranty with 24/7 operating hours Luminaire lifetime			

PRODUCT MOUNTS & ACCESSORIES



PRODUCT IMAGES & ACTUAL INSTALLATIONS

EASY INSTALLATION



PHOTOMETRICS & DLC PRODUCT SPEC

Product ID: PL47WDLBJUPH



RGL-DURADO03-60HBSGSA1-ab[S;blank]50[EM;blank][A;blank]

Manufacturer: RuggedGrade
Brand: RuggedGrade

PRODUCT OVERVIEW

Classification	Premium
Primary Use	Outdoor Non-Cutoff and Semi-Cutoff Wall-Mounted Area Luminaires
Reported Input Wattage	61.28 W
Reported Light Output	8865.8 lm
Reported CCT	5000 K
Reported CRI (Ra)	80
Product ID	PL47WDLBJUPH
DLC Family Code	EMWABC
Listing Status	Listed
Date Qualified	2021-03-12

PRODUCT INFORMATION

Qualified Product List	Solid State Lighting
Technical Requirements Version	5.1
Product ID	PL47WDLBJUPH
Manufacturer	RuggedGrade
Brand	RuggedGrade
Model Number	RGL-DURADO03-60HBSGSA1-ab[S;blank]50[EM;blank][A;blank]
Parent	No
Classification	Premium

PRODUCT CATEGORIZATION

[VIEW DETAILS](#)

PRODUCT CAPABILITIES

[VIEW DETAILS](#)

REPORTED PHOTOMETRIC PERFORMANCE

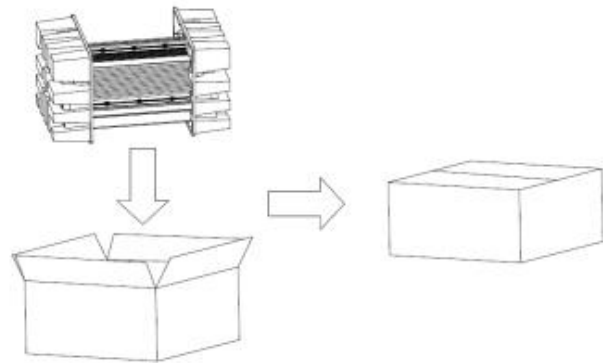
Reported Light Output	8865.8 lm
Reported Efficacy (AC)	144.69 lm/W
Reported CCT	5000 K
Reported CRI (Ra)	80
Reported R9	2
Reported IES Rf	83
Reported IES Rg	95
Reported IES Rcs,h1	-13



PRODUCT PACKAGING

*Tolerance of Carton Size: ± 15 MM, Tolerance of Weight: $\pm 10\%$.

	Size	Qty / Carton	Net Weight / Carton	Gross Weight / Carton
Outer box	397*297*250MM	1 PC	3.6KG	4.5KG



PRODUCT WARNINGS

- ⚡ Please turn off power before install or change assembly parts.
- ⚡ The input voltage and lamps should be matched, after connecting the power line.
- ⚡ Please make sure the wiring section is insulated.
- ⚡ Professionals must install and disassemble the lamps.
- ⚡ Surge is the number 1 cause of LED light failure. Outdoor lights must have surge at fixture, pole, and breaker.
- ⚡ Surge is the number 1 cause of LED light failure. Indoor lights must have surge at fixture and breaker.

PRODUCT TROUBLESHOOTING

Issue	Check points
Light Flickers	Check all wiring for disconnections, shorts and burnt wiring and connections. Confirm steady input voltage to the light fixture, fluctuating input voltage will harm the LED driver and can lead to premature failure. Lights with photocells can have photocell tag from ambient light or light reflecting at the sensor. Simply cover the photocell completely and see if flickering continues while the photocell is covered. Call Tech Support for help if none of the above solves the issue.
Light does not work at all.	Check all wiring for disconnections, shorts and burnt wiring and connections. Confirm steady input voltage to the light fixture, fluctuating input voltage will harm the LED driver and can lead to premature failure. If input voltage is not in the voltage range of the fixture, you will need to find the source of your input voltage issue. Call Tech Support for help if none of the above solves the issue.

For more technical information, install questions, troubleshooting help or warranty claims, we have a dedicated US Tech and Customer Support Team to help solve any issues you have and can be reached by email or phone. If you need help with any of our products, we are here for you so that you are never in the dark!

BETTER LIGHTS. BETTER SUPPORT.

