

PRODUCT DESCRIPTION

The Top Rated NextGen Series Gets Better! The NextGen IV Series has 140+ Lumens per Watt, bigger VP driver and is DLC 5.1 Premium Rated! New pop open Compartment for fast access and optional easy twist in Motion Sensor that can be programmed by a remote.

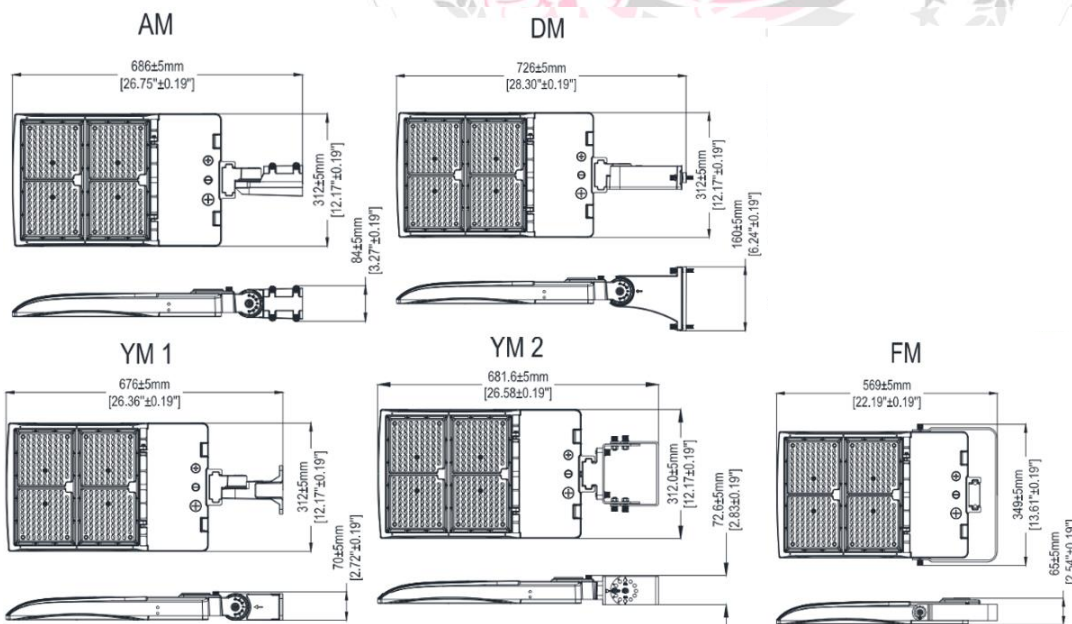


DLC#: RGL-NEXTGEN4-300W


PRODUCT FEATURES & COMMON USE APPLICATIONS

- Lumileds Chip, high CRI;
- Input voltage 277-480VAC;
- Output constant current lever can be;
- adjusted through output cable with 0-10V;
- No UV or IR in the beam;
- Easy to install and operate;
- Energy saving, long lifespan;
- Light is soft and uniform, safe to eyes;
- Instant start, NO flickering, NO humming;
- Green and eco-friendly without mercury;
- Outdoor basketball court, tennis court;
- Badminton court, the football field;
- The school playground, stadium;
- Community leisure entertainment plaza, road lamp etc;

PRODUCT DIMENSIONS



LEGENDARY USA SUPPORT





PRODUCT TECHNICAL SPECIFICATIONS

OPTICAL	Input Power (Tolerance : ±10%)	300W (Wattage Adjustable Range : 300W 240W 200W)		
	Color Temperature	3000K	4000K	5000K
	Lumen (Tolerance : ±10%)	37500-40500 LM	42000-45000 LM	40500-43500 LM
	Efficacy (Tolerance : ±3%)	125-135 LM/W	140-150 LM/W	135-145 LM/W
	CRI	>80		
	Color Consistency	<7 Steps (or <7 SDCM)		
	BUG	B5-U0-G5		
	Distribution Pattern	Type III (Optional: TYPE II、 60°)		
	Beam Angle (50%) (Tolerance : ±5%)	155*90 Degree		
ELECTRICAL	Input Voltage and Frequency	277-480VAC, 50/60Hz		
	PF (Tolerance : -3%)	≥0.9		
	THD (Tolerance : +5%)	≤20%		
	Flicker Percent	<5%		
	Driver Brand	SOSEN		
	Driver Model	SS-320VP-56BH		
	Driver Surge protection	L/N-PE: 10kV, L-N: 6kV		
	Dimming	0-10V dimming standard		
	Sensor Type	Occupancy Sensor、 Exterior Photocell、 Integral Sensor Receptacle		
	Optional Accessory	Photocontrol, Surge-protective Device, DC Motion Microwave sensor, DC Motion PIR sensor, photocell receptacle, shorting cap		
MATERIALS	LED Brand	Lumileds		
	LED Type	SMD2835		
	LED QTY	300 PCS*2		
	Housing	Die-cast aluminum		
	Housing Color	Brown, Black, or Customized		
	EPA	0.62 ft²		
	Waterproof Rating	WET (IP65)		
OTHERS	Operating Temperature	Without Motion Sensor: -40°C TO 50°C; With Motion Sensor: -35°C TO 50°C		
	Storage Temperature	-40°C TO 90°C		
	Operating Humidity	10% - 90% RH		
	Storage Humidity	5% - 95% RH		
	Warranty	7 years		

PRODUCT MOUNTS & ACCESSORIES



NEXTGEN 4 AND REVATI 2 MOUNTS & ACCESSORIES

<p>Slip Fit Mount (AM) 78-247 - Black 78-248 - Brown 78-298 - White</p>	<p>Direct Mount 78-244 Black 78-245 - Brown 78-269 - Silver/Gray 78-246 - White</p>	<p>Yoke Trunnion Mount (YM) 78-259 - Black 78-260 - Brown</p>	<p>Classic Yoke Mount (YM2 NG4 Only) 78-249 - Black 78-250 - Brown</p>	<p>Advance Microwave 5.8GHz Motion Sensor (NG4 & R2) 79-137</p>
<p>Flood Mount 78-251 - NG4 up to 300W Black 78-255 - R2 150W Black 78-256 - R2 300-450W Black</p>	<p>Mount Base (Between Light & Mount) 78-258 - NG4 78-349 - R2</p>	<p>Shields 78-264 - NG4 100-300W 78-283 - R2 150W 78-284 - R2 300W 78-285 - R2 450W</p>	<p>Yoke Mount (R2 Only) 78-274 - Black</p>	<p>RTX Series Remote Control for Motion Sensor 79-143</p>



PRODUCT IMAGES & ACTUAL INSTALLATIONS



PHOTOMETRICS & DLC PRODUCT SPEC

Luminaire Property

Luminaire Manufacturer:

Voltage: 277.0 V

Power: 299.70 W

Current: 2.506 A

Power Factor: 0.998

Photometric Results

IES Classification: Type III

Total Rated Lamp Lumens: 44933.5 lm

Efficiency: 100%

Upward Ratio: 1%

Central Intensity: 9614.92 cd

Pos of Max. Intensity: H0 V68

Longitudinal Classification: Medium

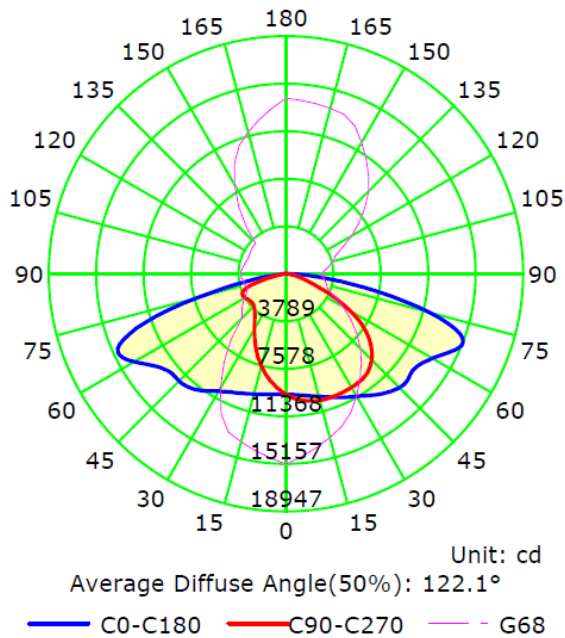
Measurement Flux: 44933.5 lm

Downward Ratio: 99%


Luminaire Efficacy Rating (LER): 149.98

Max. Intensity: 15157.62 cd

Luminous Intensity Distribution Curve



The Average Illuminance Effective Figure



DLC For 5000K Model

Product ID: S-TXD9VG

x

RGL-NEXTGEN4-300WBT3SH1-abcde50

Manufacturer: RuggedGrade
Brand: RuggedGrade



PRODUCT OVERVIEW

Classification	Premium
Primary Use	Outdoor Pole/Arm Mounted Area and Roadway Luminaires
Reported Input Wattage	310.2 W
Reported Light Output	46296 lm
Reported CCT	5000 K
Reported CRI (Ra)	82
Product ID	S-TXD9VG
DLC Family Code	BCBAAI
Listing Status	Listed
Date Qualified	2023-12-15

PRODUCT INFORMATION

Qualified Product List	Solid State Lighting
Technical Requirements Version	5.1
Product ID	S-TXD9VG
Manufacturer	RuggedGrade
Brand	RuggedGrade
Model Number	RGL-NEXTGEN4-300WBT3SH1-abcde50
Parent	No
Classification	Premium

PRODUCT CATEGORIZATION

[VIEW DETAILS](#)

CONTROL FEATURES

[VIEW DETAILS](#)

REPORTED PHOTOMETRIC PERFORMANCE

Reported Light Output	46296 lm
Reported Efficacy (AC)	149.23 lm/W
Reported CCT	5000 K
Reported CRI (Ra)	82
Reported R9	4
Reported IES Rf	84
Reported IES Rg	97
Reported IES Rcs, h1	-12

REPORTED ELECTRICAL PERFORMANCE

Reported Input Wattage	310.2 W
Reported Total Harmonic Distortion	15 %
Reported Power Factor	0.9
Reported Maximum Input Wattage	310.2
Reported Default Input Wattage	310.2 W
Voltage Range	277-480 V



DLC For Tunable 3000K Model

Product ID: S-39BUSJ



RGL-NEXTGEN4-TT-300WBT3DH1-abcdefW

Manufacturer: RuggedGrade
Brand: RuggedGrade

PRODUCT OVERVIEW

Classification	Premium
Primary Use	Outdoor Pole/Arm-Mounted Area and Roadway Luminaires
Reported Input Wattage	314.3 W
Reported Light Output	43133 lm
Reported CCT	3000 K
Reported CRI (Ra)	83
Product ID	S-39BUSJ
DLC Family Code	SLFAXB
Listing Status	Listed
Date Qualified	2023-12-15

PRODUCT INFORMATION

Qualified Product List	Solid State Lighting
Technical Requirements Version	5.1
Product ID	S-39BUSJ
Manufacturer	RuggedGrade
Brand	RuggedGrade
Model Number	RGL-NEXTGEN4-TT-300WBT3DH1-abcdefW
Parent	No
Classification	Premium

PRODUCT CATEGORIZATION

[VIEW DETAILS](#)

CONTROL FEATURES

[VIEW DETAILS](#)

REPORTED PHOTOMETRIC PERFORMANCE

Reported Light Output	43133 lm
Reported Efficacy (AC)	137.25 lm/W
Reported CCT	3000 K
Reported CRI (Ra)	83
Reported R9	10
Reported IES Rf	85
Reported IES Rg	94
Reported IES Rcs,h1	-11

REPORTED ELECTRICAL PERFORMANCE


Reported Input Wattage	314.3 W
Reported Total Harmonic Distortion	15 %
Reported Power Factor	0.9
Reported Minimum Input Wattage	200 W
Reported Maximum Input Wattage	314.3
Reported Default Input Wattage	314.3 W
Voltage Range	277-480 V





PRODUCT PACKAGING

Bracket Type	Carton Size	Qty / Carton	Net Weight / Carton	Gross Weight / Carton
AM	750*360*138mm [29.5*14.17*5.43 inch]	1pcs	6.65kg [14.65 LBS]	7.68kg [16.93 LBS]
DM		1pcs	6.78kg [14.94 LBS]	7.81kg [17.21 LBS]
YM		1pcs	7.2kg [15.87 LBS]	8.23kg [18.14 LBS]
FM	620*360*138mm[24.4*14.17*5.43 inch]	1pcs	6.73kg [14.83LBS]	7.76kg [17.1LBS]



PRODUCT WARNINGS

- ⚡ Please turn off power before install or change assembly parts.
- ⚡ The input voltage and lamps should be matched, after connecting the power line.
- ⚡ Please make sure the wiring section is insulated.
- ⚡ Professionals must install and disassemble the lamps.
- ⚡ Surge is the number 1 cause of LED light failure. Outdoor lights must have surge at fixture, pole, and breaker.
- ⚡ Surge is the number 1 cause of LED light failure. Indoor lights must have surge at fixture and breaker.

PRODUCT TROUBLESHOOTING

Issue	Check points
Light Flickers	Check all wiring for disconnections, shorts and burnt wiring and connections. Confirm steady input voltage to the light fixture, fluctuating input voltage will harm the LED driver and can lead to premature failure. Lights with photocells can have photocell tag from ambient light or light reflecting at the sensor. Simply cover the photocell completely and see if flickering continues while the photocell is covered. Call Tech Support for help if none of the above solves the issue.
Light does not work at all.	Check all wiring for disconnections, shorts and burnt wiring and connections. Confirm steady input voltage to the light fixture, fluctuating input voltage will harm the LED driver and can lead to premature failure. If input voltage is not in the voltage range of the fixture, you will need to find the source of your input voltage issue. Call Tech Support for help if none of the above solves the issue.

For more technical information, install questions, troubleshooting help or warranty claims, we have a dedicated US Tech and Customer Support Team to help solve any issues you have and can be reached by email or phone. If you need help with any of our products, we are here for you so that you are never in the dark!

BETTER LIGHTS. BETTER SUPPORT.

