

## PRODUCT DESCRIPTION

The Top Rated NextGen Series Gets Better! The NextGen IV Series has 140+ Lumens per Watt, bigger VP driver and is DLC 5.1 Premium Rated! New pop open Compartment for fast access and optional easy twist in Motion Sensor that can be programmed by a remote.

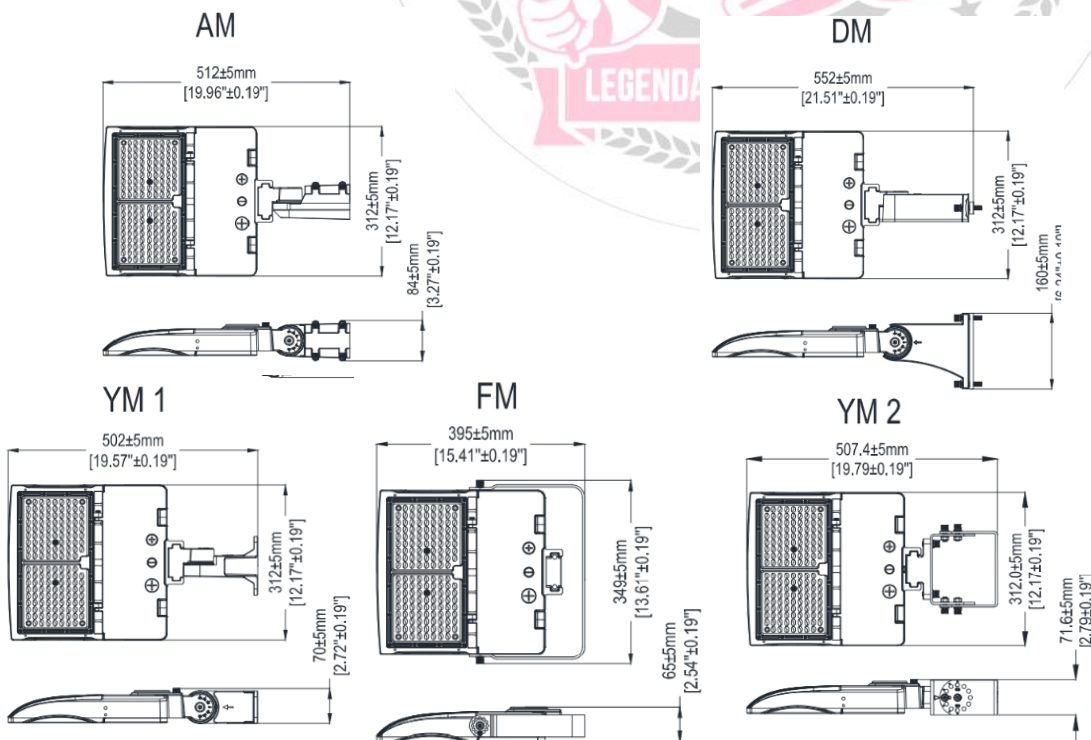


**DLC #: RGL-NEXTGEN4-150W**

## PRODUCT FEATURES & COMMON USE APPLICATIONS

- Lumileds Chip, high CRI;
- Input voltage 120-277VAC;
- Output constant current lever can be;
- adjusted through output cable with 0-10V;
- No UV or IR in the beam;
- Easy to install and operate;
- Energy saving, long lifespan;
- Light is soft and uniform, safe to eyes;
- Instant start, NO flickering, NO humming;
- Green and eco-friendly without mercury;
- Outdoor basketball court, tennis court;
- Badminton court, the football field;
- The school playground, stadium;
- Community leisure entertainment plaza, road lamp etc;

## PRODUCT DIMENSIONS



Rugged Grade Lighting  
Industrial Grade Solutions



888-953-2476  
sales@ruggedgrade.com

## LEGENDARY USA SUPPORT



US based phone and online customer support





PRODUCT IMAGES & ACTUAL INSTALLATIONS



## PHOTOMETRICS & DLC PRODUCT SPEC

### Luminaire Property

Luminaire Manufacturer:  
Voltage: 120.6 V  
Power: 146.30 W

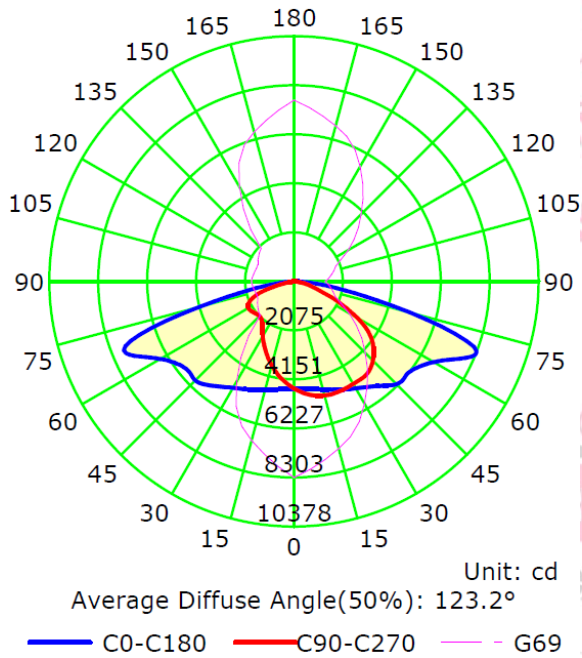
Current: 1.216 A  
Power Factor: 0.997

### Photometric Results


IES Classification: Type III  
Total Rated Lamp Lumens: 22228.2 lm  
Efficiency: 100%  
Upward Ratio: 1%  
Central Intensity: 4534.84 cd  
Pos of Max. Intensity: H0 V69

Longitudinal Classification: Medium  
Measurement Flux: 22228.2 lm  
Downward Ratio: 99%  
Luminaire Efficacy Rating (LER): 151.99  
Max. Intensity: 8303.09 cd

Luminous Intensity Distribution Curve



The Average Illuminance Effective Figure



## DLC For 5000K Model

Product ID: S-09B5F5

### RGL-NEXTGEN4-150WBT3SA1-abcde50

Manufacturer: RuggedGrade  
Brand: RuggedGrade



#### PRODUCT OVERVIEW

Classification	Premium
Primary Use	Outdoor Pole/Arm Mounted Area and Roadway Luminaires
Reported Input Wattage	159.1 W
Reported Light Output	23265 lm
Reported CCT	5000 K
Reported CRI (Ra)	82
Product ID	S-09B5F5
DLC Family Code	BCBAAI
Listing Status	Listed
Date Qualified	2023-12-15

#### PRODUCT INFORMATION

Qualified Product List	Solid State Lighting
Technical Requirements Version	5.1
Product ID	S-09B5F5
Manufacturer	RuggedGrade
Brand	RuggedGrade
Model Number	RGL-NEXTGEN4-150WBT3SA1-abcde50
Parent	No
Classification	Premium

#### PRODUCT CATEGORIZATION

[VIEW DETAILS](#)

#### CONTROL FEATURES

[VIEW DETAILS](#)

#### REPORTED PHOTOMETRIC PERFORMANCE

Reported Light Output	23265 lm
Reported Efficacy (AC)	146.25 lm/W
Reported CCT	5000 K
Reported CRI (Ra)	82
Reported R9	4
Reported IES Rf	84
Reported IES Rg	97
Reported IES Rcs, I1	-12

#### REPORTED ELECTRICAL PERFORMANCE

Reported Input Wattage	159.1 W
Reported Total Harmonic Distortion	15 %
Reported Power Factor	0.9
Reported Maximum Input Wattage	159.1
Reported Default Input Wattage	159.1 W
Voltage Range	120-277 V



## DLC For Tunable 3000K Model

Product ID: S-2Z7PYG

X

### RGL-NEXTGEN4-TT-150WBT3DA1-abcdefW

Manufacturer: RuggedGrade  
Brand: RuggedGrade



#### PRODUCT OVERVIEW

Classification	Premium
Primary Use	Outdoor Pole/Arm Mounted Area and Roadway Luminaires
Reported Input Wattage	160.8 W
Reported Light Output	20962 lm
Reported CCT	3000 K
Reported CRI (Ra)	83
Product ID	S-2Z7PYG
DLC Family Code	SLFAXB
Listing Status	Listed
Date Qualified	2023-12-11

#### PRODUCT INFORMATION

Qualified Product List	Solid State Lighting
Technical Requirements Version	5.1
Product ID	S-2Z7PYG
Manufacturer	RuggedGrade
Brand	RuggedGrade
Model Number	RGL-NEXTGEN4-TT-150WBT3DA1-abcdefW
Parent	Yes
Classification	Premium

#### PRODUCT CATEGORIZATION

[VIEW DETAILS](#)

#### CONTROL FEATURES

[VIEW DETAILS](#)

#### REPORTED PHOTOMETRIC PERFORMANCE

Reported Light Output	20962 lm
Reported Efficacy (AC)	130.35 lm/W
Reported CCT	3000 K
Reported CRI (Ra)	83
Reported R9	12
Reported IES Rf	85
Reported IES Rg	95
Reported IES Rcs, I1	-11


#### REPORTED ELECTRICAL PERFORMANCE

Reported Input Wattage	160.8 W
Reported Total Harmonic Distortion	15 %
Reported Power Factor	0.9
Reported Minimum Input Wattage	100 W
Reported Maximum Input Wattage	160.8
Reported Default Input Wattage	160.8 W
Voltage Range	120-277 V



## PRODUCT PACKAGING

Bracket Type	Carton Size	Qty / Carton	Net Weight / Carton	Gross Weight / Carton
AM	575*360*138mm [22.6*14.17*5.43 inch]	1pcs	4.42kg [9.74 LBS]	5.23kg [11.52 LBS]
DM		1pcs	4.55kg [10.02 LBS]	5.36kg [11.81 LBS]
YM	555*360*138mm[21.8*14.17*5.43 inch]	1pcs	4.97kg [10.95 LBS]	5.78kg [12.73 LBS]
FM	445*360*138mm[17.5*14.17*5.43 inch]	1pcs	4.5kg [9.92LBS]	5.31kg [11.7LBS]



## PRODUCT WARNINGS

- ⚡ Please turn off power before install or change assembly parts.
- ⚡ The input voltage and lamps should be matched, after connecting the power line.
- ⚡ Please make sure the wiring section is insulated.
- ⚡ Professionals must install and disassemble the lamps.
- ⚡ Surge is the number 1 cause of LED light failure. Outdoor lights must have surge at fixture, pole, and breaker.
- ⚡ Surge is the number 1 cause of LED light failure. Indoor lights must have surge at fixture and breaker.

## PRODUCT TROUBLESHOOTING

Issue	Check points
Light Flickers	Check all wiring for disconnections, shorts and burnt wiring and connections. Confirm steady input voltage to the light fixture, fluctuating input voltage will harm the LED driver and can lead to premature failure. Lights with photocells can have photocell tag from ambient light or light reflecting at the sensor. Simply cover the photocell completely and see if flickering continues while the photocell is covered. Call Tech Support for help if none of the above solves the issue.
Light does not work at all.	Check all wiring for disconnections, shorts and burnt wiring and connections. Confirm steady input voltage to the light fixture, fluctuating input voltage will harm the LED driver and can lead to premature failure. If input voltage is not in the voltage range of the fixture, you will need to find the source of your input voltage issue. Call Tech Support for help if none of the above solves the issue.

For more technical information, install questions, troubleshooting help or warranty claims, we have a dedicated US Tech and Customer Support Team to help solve any issues you have and can be reached by email or phone. If you need help with any of our products, we are here for you so that you are never in the dark!

# BETTER LIGHTS. BETTER SUPPORT.

