

500W Nextgen III | LED PARKING LOT LIGHT



PRODUCT DESCRIPTION

The Top Rated NextGen Series Gets Better! The NextGen III Series has 140+ Lumens per Watt, bigger VP driver and is DLC 5.1 Premium Rated! New pop open Compartment for fast access and optional easy twist in Motion Sensor that can be programmed by a remote



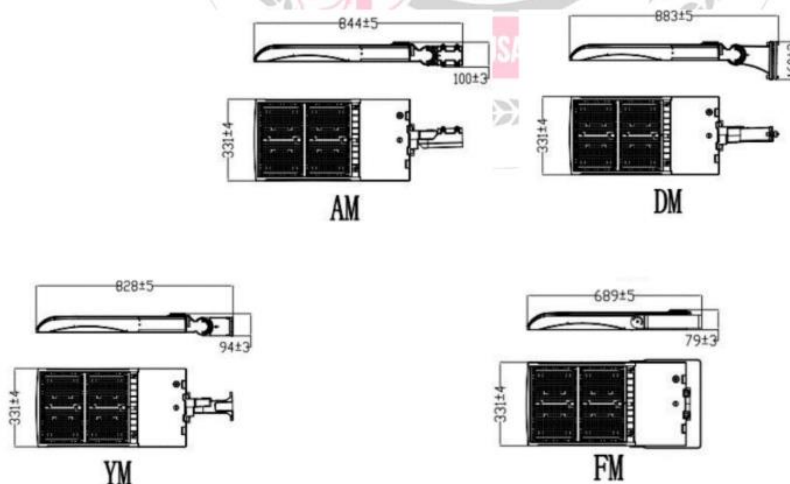
DLC #:

RGL-NEXTGEN3-500JT3H1

PRODUCT FEATURES & COMMON USE APPLICATIONS

- UL cUL DLC-V5.0(Premium) certificate.
- Bridgelux Chip, high CRI.
- Input voltage 277-480VAC.
- Output constant current level can be adjusted through output cable with 0-10V.
- No UV or IR in the beam.
- Easy to install and operate.
- Energy saving, long lifespan.
- Light is soft and uniform, safe to eyes.
- Instant start, NO flickering, NO humming.
- Green and eco-friendly without mercury
- Outdoor basketball court, tennis court.
- Badminton court, the football field.
- The school playground, stadium.
- Community leisure entertainment plaza, road lamp etc.

PRODUCT DIMENSIONS



Rugged Grade Lighting
Industrial Grade Solutions



888-953-2476
sales@ruggedgrade.com

LEGENDARY USA SUPPORT



US based
phone and online
customer support



5 YEARS
WARRANTY






PRODUCT TECHNICAL SPECIFICATIONS

OPTICAL	Input Power (Tolerance : ±10%)	500W
	Color Temperature	5000K
	Lumen (Tolerance : -10%)	67500LM
	Efficacy (Tolerance : -3%)	135-145LM/W
	CRI	>80
	Color Consistency	<7 Steps (or <7 SDCM)
	BUG	B5-U0-G5
	Diffuser Type	Type III
ELECTRICAL	Beam Angle (50%) (Tolerance :	145*100 Degree
	Input Voltage and Frequency	277-480VAC, 50/60Hz
	PF (Tolerance : -3%)	≥0.9
	THD (Tolerance : +5%)	≤20%
	Flicker Percent	<5%
	Driver Brand	Sosen VP series
	Driver Model	Sosen VP series
	Driver Surge protection	L/N-PE: 10kV, L-N: 6kV
	Dimming	0-10V dimming standard
MATERIALS	Optional Accessory	Photocontrol, Surge-protective Device, DC Motion Microwave sensor, DC Motion PIR sensor, photocell receptacle, shorting cap
	LED Brand	Bridgelux
	LED Type	SMD3030
	LED QTY	616PCS
	Housing	Die-cast aluminum
	Housing Color	Brown, Black, or Customized
OTHERS	Waterproof Rating	WET (IP65)
	Operating Temperature	Without Motion Sensor: -40°C TO 45°C
	Storage Temperature	-40°C TO 80°C
	Operating Humidity	20% - 90% RH
	Storage Humidity	10% - 95% RH
Warranty	7 years warranty with 24/7 operating hours Luminaire lifetime at	


PRODUCT MOUNTS & ACCESSORIES



NEXTGEN 4 AND REVATI 2 MOUNTS



PRODUCT IMAGES & ACTUAL INSTALLATIONS



NEXTGEN III

THE BEST TENNIS COURT LIGHT ON THE MARKET



-  **ULTRA-LOW GLARE**
-  **EXTREME UNIFORMITY FOR GREAT PLAY**
-  **150,000 HOURS**
-  **7-YEAR WARRANTY**





PHOTOMETRICS & DLC PRODUCT SPEC

Luminaire Property

Luminaire Manufacturer:
 Luminaire Category:
 Lamp Catalog:
 Number of Lamps:
 Luminous Length (mm):
 Luminous Height (mm):
 Current: 1.749 A
 Power Factor: 0.995

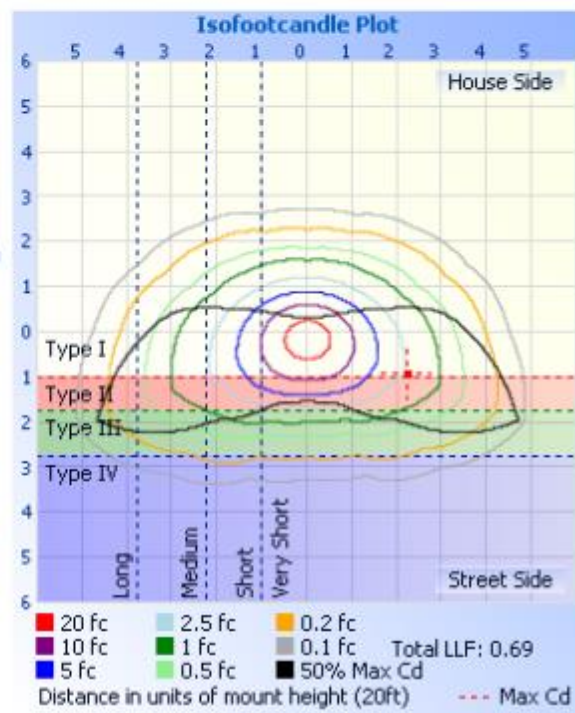
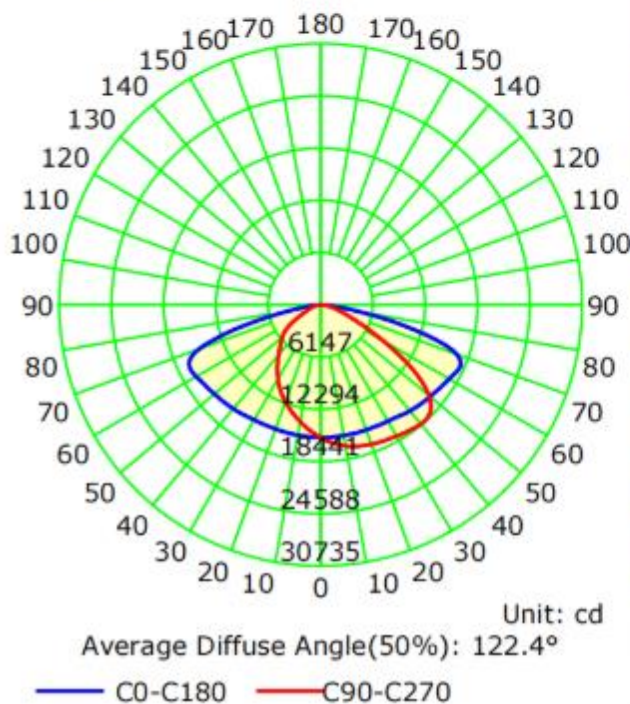
Luminaire Description:
 Lamp Description:
 Lumens per Lamp:
 Luminous Width (mm):
 Voltage: 277.0 V
 Power: 482.20 W

Photometric Results

IES Classification: Type III
 Total Rated Lamp Lumens: 62711.7 lm
 Efficiency: 100%
 Upward Ratio: 0%
 C0r0 Intensity: 15630.4 cd
 Pos of Max. Intensity: H22.5 V69

Longitudinal Classification: Medium
 Measurement Flux: 62711.7 lm
 Downward Ratio: 100%
 Luminaire Efficacy Rating (LER): 130.10
 Max. Intensity: 24588.7 cd

Luminous Intensity Distribution Curve



DLC PRODUCT SPEC

Product ID: PLLPH3ISXR1X



RGL-NEXTGEN3-500JT3H1-abc[10SP;20SP]50fW

Manufacturer: RuggedGrade
Brand: RuggedGrade

PRODUCT OVERVIEW	
Model Number	RGL-NEXTGEN3-500JT3H1-abc[10SP;20SP]50fW
Classification	Premium
Primary Use	Outdoor Pole/Arm-Mounted Area and Roadway Luminaires
Reported Input Wattage	480.5 W
Reported Light Output	65476.6 lm
Reported CCT	5000 K
Reported CRI (Ra)	70
Product ID	PLLPH3ISXR1X
DLC Family Code	EMWAFM
Listing Status	Listed
Date Qualified	2021-08-17

PRODUCT INFORMATION	
Qualified Product List	Solid State Lighting
Technical Requirements Version	5.1
Product ID	PLLPH3ISXR1X
Manufacturer	RuggedGrade
Brand	RuggedGrade
Model Number	RGL-NEXTGEN3-500JT3H1-abc[10SP;20SP]50fW
Parent	No
Classification	Premium

PRODUCT CATEGORIZATION	VIEW DETAILS
------------------------	--------------

CONTROL FEATURES	VIEW DETAILS
------------------	--------------

REPORTED PHOTOMETRIC PERFORMANCE	
Reported Light Output	65476.6 lm
Reported Efficacy (AC)	136.27 lm/W
Reported CCT	5000 K
Reported CRI (Ra)	70
Reported R9	-25
Reported IES Rf	77
Reported IES Rg	96
Reported IES Rcs,h1	-15

REPORTED ELECTRICAL PERFORMANCE	
Reported Input Wattage	480.5 W
Reported Total Harmonic Distortion	15 %
Reported Power Factor	0.9
Reported Minimum Input Wattage	125 W
Reported Maximum Input Wattage	480.5
Reported Default Input Wattage	480.5 W
Voltage Range	277-480 V



PRODUCT PACKAGING

Bracket Type	Carton Size	Qty / Carton	Net Weight / Carton	Gross Weight / Carton
AM	960*380*160mm [37.7*14.96*6.29 inch]	1pcs	9kg [19.84 LBS]	10kg [22.04 LBS]
DM		1pcs	9.46 [20.85 LBS]	10.46kg [23.06 LBS]
YM		1pcs	8.9kg [19.62 LBS]	9.9kg [21.82 LBS]
FM	910*410*160mm[35.8*16.14*6.29 inch]	1pcs	8.66kg [19.09LBS]	9.56kg [21.07LBS]

*Tolerance of Carton Size: ±15 MM, Tolerance of Weight: ±10%.



PRODUCT WARNINGS

- ⚡ Please turn off power before install or change assembly parts.
- ⚡ The input voltage and lamps should be matched, after connecting the power line.
- ⚡ Please make sure the wiring section is insulated.
- ⚡ Professionals must install and disassemble the lamps.
- ⚡ Surge is the number 1 cause of LED light failure. Outdoor lights must have surge at fixture, pole, and breaker.
- ⚡ Surge is the number 1 cause of LED light failure. Indoor lights must have surge at fixture and breaker.

PRODUCT TROUBLESHOOTING

Issue	Check points
Light Flickers	Check all wiring for disconnections, shorts and burnt wiring and connections. Confirm steady input voltage to the light fixture, fluctuating input voltage will harm the LED driver and can lead to premature failure. Lights with photocells can have photocell tag from ambient light or light reflecting at the sensor. Simply cover the photocell completely and see if flickering continues while the photocell is covered. Call Tech Support for help if none of the above solves the issue.
Light does not work at all.	Check all wiring for disconnections, shorts and burnt wiring and connections. Confirm steady input voltage to the light fixture, fluctuating input voltage will harm the LED driver and can lead to premature failure. If input voltage is not in the voltage range of the fixture, you will need to find the source of your input voltage issue. Call Tech Support for help if none of the above solves the issue.

For more technical information, install questions, troubleshooting help or warranty claims, we have a dedicated US Tech and Customer Support Team to help solve any issues you have and can be reached by email or phone. If you need help with any of our products, we are here for you so that you are never in the dark!

BETTER LIGHTS. BETTER SUPPORT.

