

PRODUCT DESCRIPTION

Battery Backup Driver included to convert for Emergency Lighting - 90+ Minutes on the battery to meet Emergency Lighting Standards. This wall pack comes with Photocell (Dusk to Dawn), option without Photocell is available.

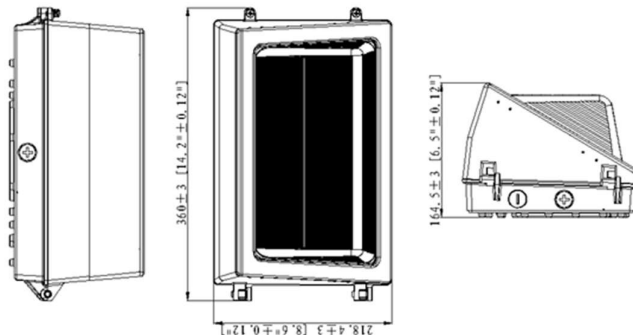


DLC #: RGL-DURADO-4-TT-120WBSGDA1

PRODUCT FEATURES & COMMON USE APPLICATIONS

- | | |
|--|---|
| <ul style="list-style-type: none"> ➤ UL cUL certificate. ➤ Lumileds 2835, high CRI. ➤ Input voltage 120-277VAC . ➤ Output constant current lever can be adjusted through output cable with 0-10V. ➤ Wattage abjustable. ➤ No UV or IR in the beam. ➤ Easy to install and operate. ➤ Energy saving, long lifespan. ➤ Light is soft and uniform, safe to eyes. ➤ Instant start, NO flickering, NO humming. ➤ Green and eco-friendly without mercury | <ul style="list-style-type: none"> ➤ Entrance lighting, courtyard lighting; ➤ Industrial lighting, Outdoor landscape lighting; ➤ Building, The hotel; ➤ Wall lighting area and so on. |
|--|---|

PRODUCT DIMENSIONS



LEGENDARY USA SUPPORT




PRODUCT TECHNICAL SPECIFICATIONS

OPTICAL	Input Power (Tolerance : ±10%)	120W		
	Color Temperature(Color tunable)	3000K	4000K	5000K
	Lumen (Tolerance : ±10%)	17140LM	18120LM	17250LM
	Efficacy (Tolerance : ±3%)	138LM/W	152LM/W	139LM/W
	CRI	>80		
	Color Consistency	<7 Steps (or <7 SDCM)		
	BUG	B3-U5-G5		
	Diffuser Type	Stripe Glass		
	Beam Angle (50%) (Tolerance : ±15%)	H93*V102		
ELECTRICAL	Input Voltage and Frequency	120-277VAC 50/60Hz		
	PF (Tolerance : -3%)	≥0.9		
	THD (Tolerance : +5%)	≤20%		
	Flicker Percent	< 5%		
	Driver Brand	RuggedGrade Lighting		
	Driver Model	RuggedGrade Lighting Driver		
	Driver Surge protection	L-N: 6kV , L&N-E:6kV		
	Dimming	0-10V dimming standard		
	Sensor Type	Occupancy Sensor		
	Optional Accessory	Surge-protective Device, Motion Sensor, PIR Sensor,emergency		
MATERIALS	LED Brand	LUMILEDS		
	LED Type	SMD 2835		
	LED QTY	286*2 PCS		
	Housing	Die-cast aluminum		
	Housing Color	All Color		
	Waterproof Rating	WET (IP65)		
OTHERS	Operating Temperature	-40°C TO 50°C; Sensor:-25°C TO 50°C; emergency:0°C TO 50°C		
	Storage Temperature	-40°C TO 80°C		
	Operating Humidity	20% - 90% RH		
	Storage Humidity	10% - 95% RH		
	Warranty	5 years warranty		

PRODUCT MOUNTS & ACCESSORIES



PRODUCT IMAGES & ACTUAL INSTALLATIONS



EASY INSTALLATION



NDARY USA SUPPORT



PHOTOMETRICS & DLC PRODUCT SPEC

Luminaire Property

Luminaire Manufacturer:
 Luminaire Category:
 Lamp Catalog:
 Number of Lamps:
 Luminous Length (mm):
 Luminous Height (mm):
 Current: 1.034 A
 Power Factor: 0.996

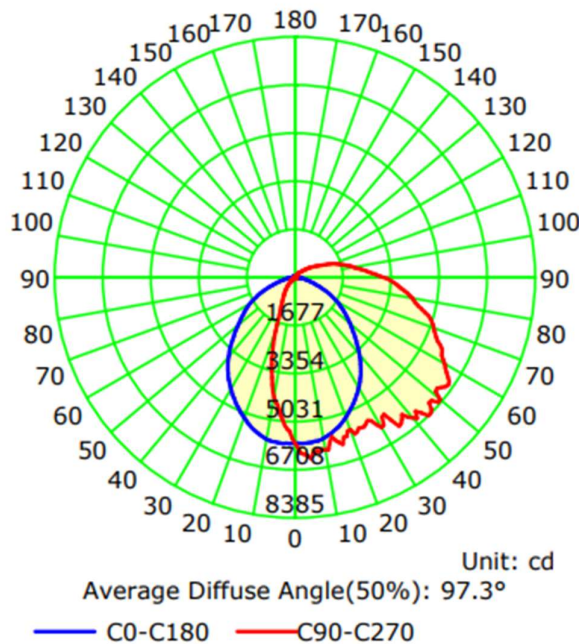
Luminaire Description:
 Lamp Description:
 Lumens per Lamp:
 Luminous Width (mm):
 Voltage: 120.0 V
 Power: 123.53 W

Photometric Results

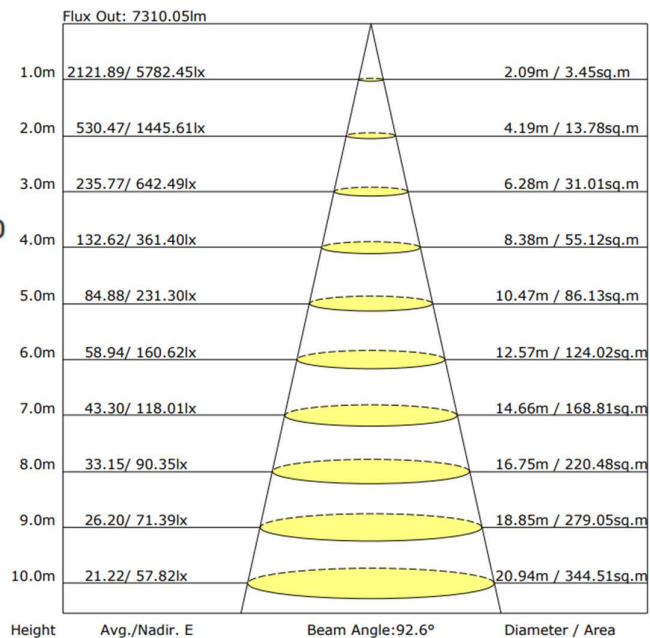
IES Classification: Type IV
 Total Rated Lamp Lumens: 17138.2 lm
 Efficiency: 100%
 Upward Ratio: 11%
 C0r0 Intensity: 5782.45 cd
 Pos of Max. Intensity: H90 V44
 Beam Angle(C0/C180,C90/C270,C45/C225,C135/315): 92.6, 102.0, 93.8, 95.4

Longitudinal Classification: Very Short
 Measurement Flux: 17138.2 lm
 Downward Ratio: 89%
 Luminaire Efficacy Rating (LER): 138.79
 Max. Intensity: 6708.45 cd

Luminous Intensity Distribution Curve



The Average Illuminance Effective Figure





RGL-DURADO-4-TT-120WBSGDA1-abcWe

Manufacturer: RuggedGrade
Brand: RuggedGrade

PRODUCT OVERVIEW

Classification	Premium
Primary Use	Outdoor Non-Cutoff and Semi-Cutoff Wall-Mounted Area Luminaires
Reported Input Wattage	123.5 W
Reported Light Output	17138 lm
Reported CCT	3000 K
Reported CRI (Ra)	82
Product ID	S-DWKJ0X
DLC Family Code	SLFAUM
Listing Status	Listed
Date Qualified	2023-10-06

PRODUCT INFORMATION

Qualified Product List	Solid State Lighting
Technical Requirements Version	5.1
Product ID	S-DWKJ0X
Manufacturer	RuggedGrade
Brand	RuggedGrade
Model Number	RGL-DURADO-4-TT-120WBSGDA1-abcWe
Parent	No
Classification	Premium

PRODUCT CATEGORIZATION

[VIEW DETAILS](#)

CONTROL FEATURES

[VIEW DETAILS](#)

REPORTED PHOTOMETRIC PERFORMANCE

Reported Light Output	17138 lm
Reported Efficacy (AC)	138.74 lm/W
Reported CCT	3000 K
Reported CRI (Ra)	82
Reported R9	3
Reported IES Rf	84
Reported IES Rg	96
Reported IES Rcs,h1	-12

REPORTED ELECTRICAL PERFORMANCE

Reported Input Wattage	123.5 W
Reported Total Harmonic Distortion	15 %
Reported Power Factor	0.9
Reported Minimum Input Wattage	30 W
Reported Maximum Input Wattage	123.5
Reported Default Input Wattage	123.5 W
Voltage Range	120-277 V

VERSION HISTORY


[VIEW DETAILS](#)



PRODUCT PACKAGING

	Size	Qty / Carton	Net Weight / Carton	Gross Weight / Carton
Outer box	410*290*240mm (16.1"*11.4"*9.4")	1 PCS	3.4KG (7.5lb)	4.5KG (9.9lb)

Tolerance of Carton Size: ±15 MM, Tolerance of Weight: ±10%.



PRODUCT WARNINGS

- ⚡ Please turn off power before install or change assembly parts.
- ⚡ The input voltage and lamps should be matched, after connecting the power line.
- ⚡ Please make sure the wiring section is insulated.
- ⚡ Professionals must install and disassemble the lamps.
- ⚡ Surge is the number 1 cause of LED light failure. Outdoor lights must have surge at fixture, pole, and breaker.
- ⚡ Surge is the number 1 cause of LED light failure. Indoor lights must have surge at fixture and breaker.

PRODUCT TROUBLESHOOTING

Issue	Check points
Light Flickers	Check all wiring for disconnections, shorts and burnt wiring and connections. Confirm steady input voltage to the light fixture, fluctuating input voltage will harm the LED driver and can lead to premature failure. Lights with photocells can have photocell tag from ambient light or light reflecting at the sensor. Simply cover the photocell completely and see if flickering continues while the photocell is covered. Call Tech Support for help if none of the above solves the issue.
Light does not work at all.	Check all wiring for disconnections, shorts and burnt wiring and connections. Confirm steady input voltage to the light fixture, fluctuating input voltage will harm the LED driver and can lead to premature failure. If input voltage is not in the voltage range of the fixture, you will need to find the source of your input voltage issue. Call Tech Support for help if none of the above solves the issue.

For more technical information, install questions, troubleshooting help or warranty claims, we have a dedicated US Tech and Customer Support Team to help solve any issues you have and can be reached by email or phone. If you need help with any of our products, we are here for you so that you are never in the dark!

**BETTER LIGHTS.
BETTER SUPPORT.**

