

# 100W Durado IV Series | LED WALLPACK LIGHT



## PRODUCT DESCRIPTION

The Durado IV 100W LED wall pack delivers up to 15,400 lumens of ultra-efficient light with selectable wattages (100/80/60W), three color temperatures (3000K/4000K/5000K), and an optional photocell for dusk-to-dawn operation



## DLC #: RGL-DURADO-4-TT-100WBSGDA1

**P/N: RGL-DURADO-4-TT-100WBSGDA1-abcWe**

Note:

RGL=Company Name;

DURADO-4=Product series LED Semi-cut off Wall Pack;

100W=Rating Power;

B=LED manufacturer Lumileds;

SG=stripe glass;

D=Color tunable;

A=Input voltage, 120-277VAC;

1=Version number;

"a" can be any two letters to represent lamp colors;

"b" can be "M", "R" or blank for sensor function provided or not;

"c" can be "S" or blank for Surge-Protective Device provided or not;

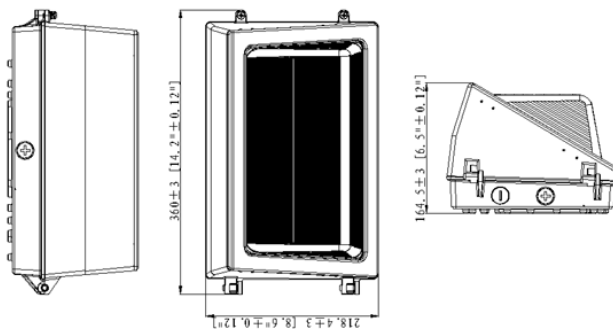
"W" for wattage adjustable;

"e" can be any digits for CCT;

## PRODUCT FEATURES & COMMON USE APPLICATIONS

- UL cUL certificate.
- Lumileds 2835, high CRI.
- Input voltage 120-277VAC .
- Output constant current lever can be adjusted through output cable with 0-10V.
- Wattage adjustable.
- No UV or IR in the beam.
- Easy to install and operate.
- Energy saving, long lifespan.
- Light is soft and uniform, safe to eyes.
- Instant start, NO flickering, NO humming.
- Green and eco-friendly without mercury
- Entrance lighting, courtyard lighting;
- Industrial lighting, Outdoor landscape lighting;
- Building, The hotel;
- Wall lighting area and so on.

## PRODUCT DIMENSIONS



## LEGENDARY USA SUPPORT



US based phone and online customer support

DLC CERTIFIED

5 YEARS WARRANTY

UL LISTED



Rugged Grade Lighting  
Industrial Grade Solutions



888-953-2476  
sales@ruggedgrade.com




## PRODUCT TECHNICAL SPECIFICATIONS

<b>OPTICAL</b>	Input Power (Tolerance : ±10%)	100W (Wattage adjustable)		
	Color Temperature(Color tunable)	3000K	4000K	5000K
	Lumen (Tolerance : ±10%)	14550LM	15360LM	1463LM
	Efficacy (Tolerance : ±3%)	141LM/W	155LM/W	142LM/W
	CRI	>80		
	Color Consistency	<7 Steps (or <7 SDCM)		
	BUG	B2-U4-G5		
	Diffuser Type	Stripe Glass		
	Beam Angle (50%) (Tolerance : ±15%)	H94*V101		
<b>ELECTRICAL</b>	Input Voltage and Frequency	120-277VAC 50/60Hz		
	PF (Tolerance : -3%)	≥0.9		
	THD (Tolerance : +5%)	≤20%		
	Flicker Percent	< 30%		
	Driver Brand	RuggedGrade Lighting		
	Driver Model	RuggedGrade Lighting Driver		
	Driver Surge protection	L-N: 6kV , L&N-E:6kV		
	Dimming	0-10V dimming standard		
	Sensor Type	Occupancy Sensor		
	Optional Accessory	Surge-protective Device, Motion Sensor, PIR Sensor, emergency		
<b>MATERIALS</b>	LED Brand	LUMILEDS		
	LED Type	SMD 2835		
	LED QTY	234*2 PCS		
	Housing	Die-cast aluminum		
	Housing Color	All Color		
	Waterproof Rating	WET (IP65)		
<b>OTHERS</b>	Operating Temperature	-40°C TO 50°C; Sensor:-25°C TO 50°C; emergency:0°C TO 50°C		
	Storage Temperature	-40°C TO 80°C		
	Operating Humidity	20% - 90% RH		
	Storage Humidity	10% - 95% RH		
	Warranty	5 years warranty		

## PRODUCT MOUNTS & ACCESSORIES



## PRODUCT IMAGES & ACTUAL INSTALLATIONS



PHOTOMETRICS

## Luminaire Property

Luminaire Manufacturer:  
 Luminaire Category:  
 Lamp Catalog:  
 Number of Lamps:  
 Luminous Length (mm):  
 Luminous Height (mm):  
 Current: 0.858 A  
 Power Factor: 0.997

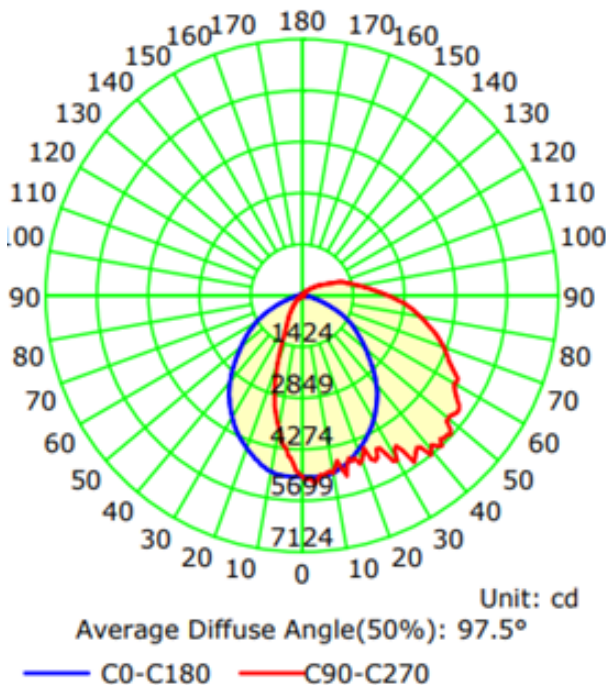
Luminaire Description:  
 Lamp Description:  
 Lumens per Lamp:  
 Luminous Width (mm):  
 Voltage: 120.0 V  
 Power: 102.71 W

## Photometric Results


IES Classification: Type IV  
 Total Rated Lamp Lumens: 14551.3 lm  
 Efficiency: 100%  
 Upward Ratio: 10%  
 C0r0 Intensity: 5018.97 cd  
 Pos of Max. Intensity: H90 V43  
 Beam Angle(C0/C180,C90/C270,C45/C225,C135/315): 93.8, 101.2, 97.2, 97.1

Longitudinal Classification: Very Short  
 Measurement Flux: 14551.3 lm  
 Downward Ratio: 90%  
 Luminaire Efficacy Rating (LER): 141.72  
 Max. Intensity: 5699.49 cd

Luminous Intensity Distribution Curve



The Average Illuminance Effective Figure



## DLC PRODUCT SPEC

Product ID: S-J5P13F

X



### RGL-DURADO-4-TT-100WBSGDA1-abcWe

Manufacturer: RuggedGrade  
Brand: RuggedGrade



#### PRODUCT OVERVIEW

<b>Model Number</b>	RGL-DURADO-4-TT-100WBSGDA1-abcWe
<b>Classification</b>	Premium
<b>Primary Use</b>	Outdoor Non-Cutoff and Semi-Cutoff Wall-Mounted Area Luminaires
<b>Reported Input Wattage</b>	102.7 W
<b>Reported Light Output</b>	14551 lm
<b>Reported CCT</b>	3000 K
<b>Reported CRI (Ra)</b>	82
<b>Product ID</b>	S-J5P13F
<b>DLC Family Code</b>	SLFAUM
<b>Listing Status</b>	Listed
<b>Date Qualified</b>	2023-10-06

#### PRODUCT INFORMATION

<b>Qualified Product List</b>	Solid State Lighting
<b>Technical Requirements Version</b>	5.1
<b>Product ID</b>	S-J5P13F
<b>Manufacturer</b>	RuggedGrade
<b>Brand</b>	RuggedGrade
<b>Model Number</b>	RGL-DURADO-4-TT-100WBSGDA1-abcWe
<b>Parent</b>	No
<b>Classification</b>	Premium

#### PRODUCT CATEGORIZATION

[VIEW DETAILS](#)

#### CONTROL FEATURES

[VIEW DETAILS](#)

#### REPORTED PHOTOMETRIC PERFORMANCE

<b>Reported Light Output</b>	14551 lm
<b>Reported Efficacy (AC)</b>	141.67 lm/W
<b>Reported CCT</b>	3000 K
<b>Reported CRI (Ra)</b>	82
<b>Reported RB</b>	3
<b>Reported IES Rf</b>	84
<b>Reported IES Rg</b>	97
<b>Reported IES Rcs,h1</b>	-12

#### REPORTED ELECTRICAL PERFORMANCE

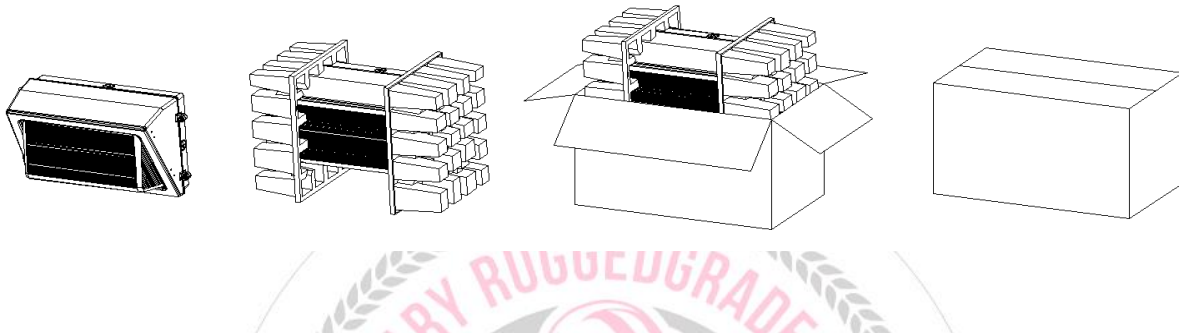
<b>Reported Input Wattage</b>	102.7 W
<b>Reported Total Harmonic Distortion</b>	15 %
<b>Reported Power Factor</b>	0.9
<b>Reported Minimum Input Wattage</b>	25 W
<b>Reported Maximum Input Wattage</b>	102.7
<b>Reported Default Input Wattage</b>	102.7 W
<b>Voltage Range</b>	120-277 V



## PRODUCT PACKAGING

	Size	Qty / Carton	Net Weight / Carton	Gross Weight / Carton
Outer box	410*290*240mm (16.1"*11.4"*9.4")	1 PCS	3.4KG (7.5lb)	4.5KG (9.9lb)

Tolerance of Carton Size: ±15 MM, Tolerance of Weight: ±10%.



## PRODUCT WARNINGS

- ⚡ Please turn off power before install or change assembly parts.
- ⚡ The input voltage and lamps should be matched, after connecting the power line.
- ⚡ Please make sure the wiring section is insulated.
- ⚡ Professionals must install and disassemble the lamps.
- ⚡ Surge is the number 1 cause of LED light failure. Outdoor lights must have surge at fixture, pole, and breaker.
- ⚡ Surge is the number 1 cause of LED light failure. Indoor lights must have surge at fixture and breaker.

## PRODUCT TROUBLESHOOTING

Issue	Check points
Light Flickers	Check all wiring for disconnections, shorts and burnt wiring and connections. Confirm steady input voltage to the light fixture, fluctuating input voltage will harm the LED driver and can lead to premature failure. Lights with photocells can have photocell tag from ambient light or light reflecting at the sensor. Simply cover the photocell completely and see if flickering continues while the photocell is covered. Call Tech Support for help if none of the above solves the issue.
Light does not work at all.	Check all wiring for disconnections, shorts and burnt wiring and connections. Confirm steady input voltage to the light fixture, fluctuating input voltage will harm the LED driver and can lead to premature failure. If input voltage is not in the voltage range of the fixture, you will need to find the source of your input voltage issue. Call Tech Support for help if none of the above solves the issue.

For more technical information, install questions, troubleshooting help or warranty claims, we have a dedicated US Tech and Customer Support Team to help solve any issues you have and can be reached by email or phone. If you need help with any of our products, we are here for you so that you are never in the dark!

# BETTER LIGHTS. BETTER SUPPORT.

