

PRODUCT DESCRIPTION

The Top Rated Revati Series Gets Better! The Revati II Series has 140+ Lumens per Watt, bigger VP driver and is DLC 5.1 Premium Rated! It is fully tunable which allows you to adjust power output and color selection.

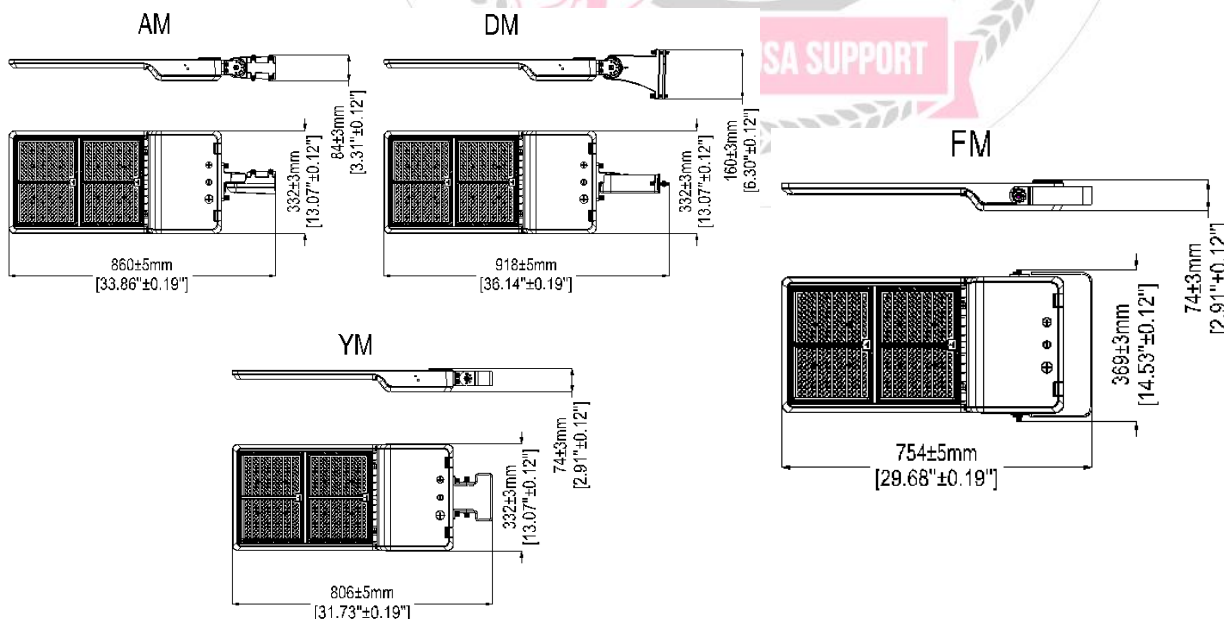


DLC #: RGL-REVATI-2-TT-450WBT3DA2

PRODUCT FEATURES & COMMON USE APPLICATIONS

- Lumileds Chip, high CRI;
- Input voltage 120-277VAC;
- Output constant current lever can be;
- adjusted through output cable with 0-10V;
- No UV or IR in the beam;
- Easy to install and operate;
- Energy saving, long lifespan;
- Light is soft and uniform, safe to eyes;
- Instant start, NO flickering, NO humming;
- Green and eco-friendly without mercury;
- Outdoor basketball court, tennis court;
- Badminton court, the football field;
- The school playground, stadium;
- Community leisure entertainment plaza, road lamp etc;

PRODUCT DIMENSIONS




LEGENDARY USA SUPPORT



US based phone and online customer support



PRODUCT IMAGES & ACTUAL INSTALLATIONS



PHOTOMETRICS & DLC PRODUCT SPEC

LIGHT DISTRIBUTION TESTING PARAMETERS < Type III >

Luminaire Property

Luminaire Manufacturer:
 Luminaire Category:
 Lamp Catalog:
 Number of Lamps:
 Luminous Length (mm):
 Luminous Height (mm):
 Current: 3.754 A
 Power Factor: 0.999

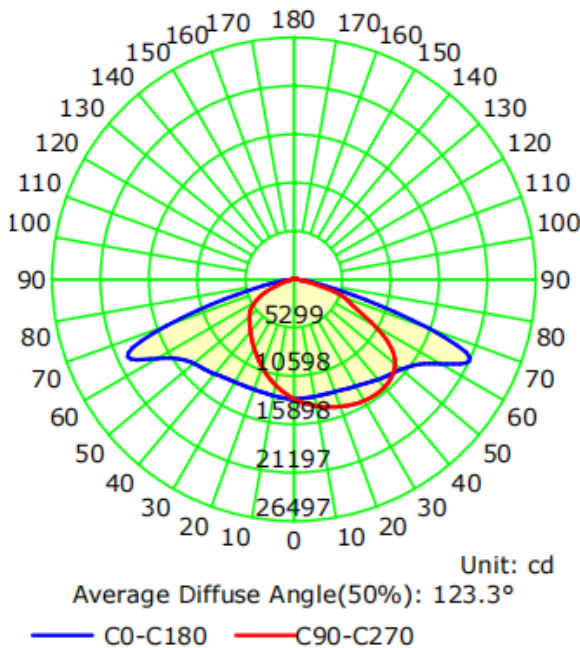
Luminaire Description:
 Lamp Description:
 Lumens per Lamp:
 Luminous Width (mm):
 Voltage: 120.0 V
 Power: 450.06 W

Photometric Results

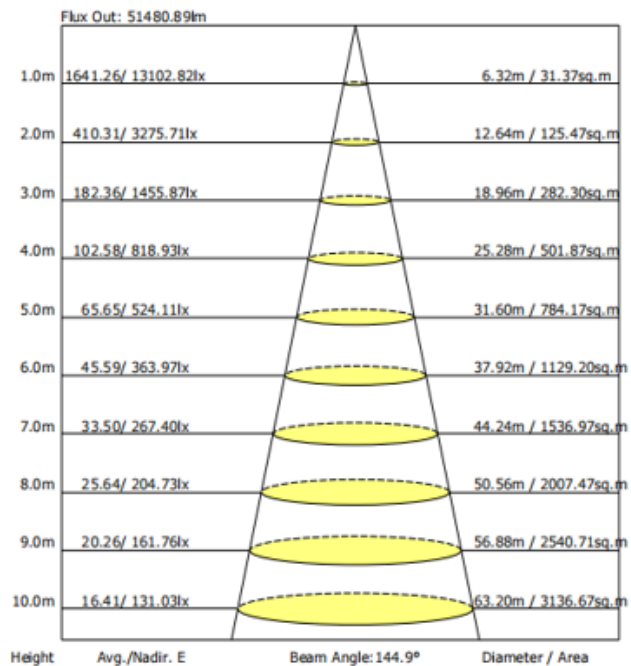
IES Classification: Type III
 Total Rated Lamp Lumens: 55959.9 lm
 Efficiency: 100%
 Upward Ratio: 0%
 C0r0 Intensity: 13102.82 cd
 Pos of Max. Intensity: H0 V65
 Beam Angle(C0/C180,C90/C270,C45/C225,C135/315): 144.9, 101.7, 125.9, 133.6

Longitudinal Classification: Short
 Measurement Flux: 55959.9 lm
 Downward Ratio: 100%
 Luminaire Efficacy Rating (LER): 124.39
 Max. Intensity: 21197.85 cd

Luminous Intensity Distribution Curve



The Average Illuminance Effective Figure



DLC SPECS

Product ID: S-C6L70B

X



RGL-REVATI-2-TT-450WBT3DA2-abcdefW

Manufacturer: RuggedGrade
Brand: RuggedGrade

PRODUCT OVERVIEW

Classification	Premium
Primary Use	Outdoor Pole/Arm Mounted Area and Roadway Luminaires
Reported Input Wattage	450.1 W
Reported Light Output	55960 lm
Reported CCT	3000 K
Reported CRI (Ra)	81
Product ID	S-C6L70B
DLC Family Code	SLFAWY
Listing Status	Listed
Date Qualified	2023-12-13

PRODUCT INFORMATION

Qualified Product List	Solid State Lighting
Technical Requirements Version	5.1
Product ID	S-C6L70B
Manufacturer	RuggedGrade
Brand	RuggedGrade
Model Number	RGL-REVATI-2-TT-450WBT3DA2-abcdefW
Parent	Yes
Classification	Premium

PRODUCT CATEGORIZATION [VIEW DETAILS](#)

CONTROL FEATURES [VIEW DETAILS](#)

REPORTED PHOTOMETRIC PERFORMANCE

Reported Light Output	55960 lm
Reported Efficacy (AC)	124.34 lm/W
Reported CCT	3000 K
Reported CRI (Ra)	81
Reported R9	-1
Reported IES Rf	83
Reported IES Rg	97
Reported IES Rcs,h1	-12


REPORTED ELECTRICAL PERFORMANCE

Reported Input Wattage	450.1 W
Reported Total Harmonic Distortion	15 %
Reported Power Factor	0.9
Reported Minimum Input Wattage	112.5 W
Reported Maximum Input Wattage	450.1
Reported Default Input Wattage	450.1 W
Voltage Range	120-277 V



PRODUCT PACKAGING

Bracket Type	Carton Size	Qty / Carton	Net Weight / Carton	Gross Weight / Carton
AM	935*380*143mm [36.81*14.96*5.63 inch]	1 PC	7.70kg [16.94 LBS]	8.80kg [19.36 LBS]
DM		1 PC	7.82kg [17.20 LBS]	8.82kg [19.40 LBS]
YM		1 PC	7.95kg [17.49 LBS]	8.95kg [19.69 LBS]
FM	900*380*143mm [35.43*14.96*5.63 inch]	1 PC	7.65kg [16.83 LBS]	8.65kg [19.03 LBS]



PRODUCT WARNINGS

- ⚡ Please turn off power before install or change assembly parts.
- ⚡ The input voltage and lamps should be matched, after connecting the power line.
- ⚡ Please make sure the wiring section is insulated.
- ⚡ Professionals must install and disassemble the lamps.
- ⚡ Surge is the number 1 cause of LED light failure. Outdoor lights must have surge at fixture, pole, and breaker.
- ⚡ Surge is the number 1 cause of LED light failure. Indoor lights must have surge at fixture and breaker.

PRODUCT TROUBLESHOOTING

Issue	Check points
Light Flickers	Check all wiring for disconnections, shorts and burnt wiring and connections. Confirm steady input voltage to the light fixture, fluctuating input voltage will harm the LED driver and can lead to premature failure. Lights with photocells can have photocell tag from ambient light or light reflecting at the sensor. Simply cover the photocell completely and see if flickering continues while the photocell is covered. Call Tech Support for help if none of the above solves the issue.
Light does not work at all.	Check all wiring for disconnections, shorts and burnt wiring and connections. Confirm steady input voltage to the light fixture, fluctuating input voltage will harm the LED driver and can lead to premature failure. If input voltage is not in the voltage range of the fixture, you will need to find the source of your input voltage issue. Call Tech Support for help if none of the above solves the issue.

For more technical information, install questions, troubleshooting help or warranty claims, we have a dedicated US Tech and Customer Support Team to help solve any issues you have and can be reached by email or phone. If you need help with any of our products, we are here for you so that you are never in the dark!

BETTER LIGHTS. BETTER SUPPORT.

