

PRODUCT DESCRIPTION

Pegasus III adds a wattage selectable feature, top level DLC 5.1 Premium certification, with an Ultra-Efficient 145+ lumens per watt and a new clean design.

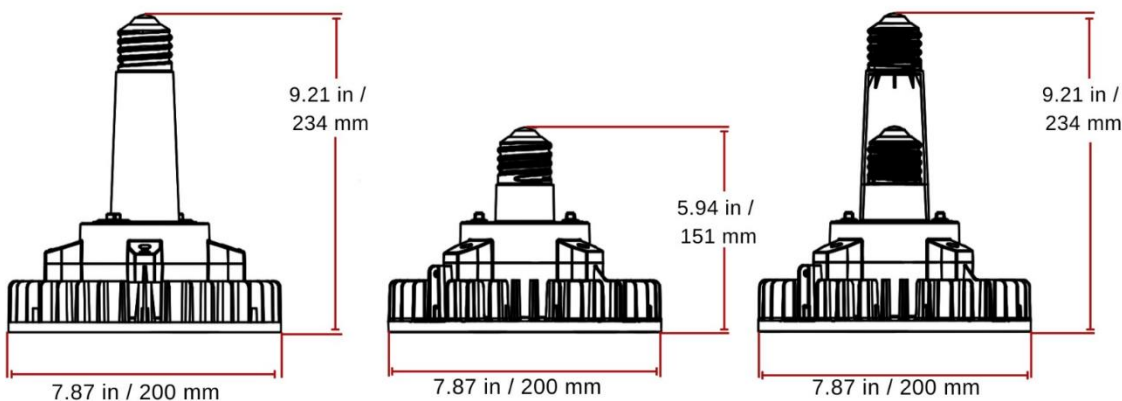


DLC #: RGL-PEGASUS-3-TT-90W

PRODUCT FEATURES & COMMON USE APPLICATIONS

- UL cUL certificate
 - E39 EX39 lamp base.
 - Big heat sink, With fan
 - Internal driver,
 - input voltage AC120-277V
 - 0-10V dimming .
 - Wattage adjustable options are available, segmented wattage adjustable
 - Meet 6KV surge immunity level
 - Long lifespan and good heat dissipation
 - Direct replacement for Metal Halide, easy installation
 - Fits many different fixtures to replace traditional lamps
 - Rotatable to make sure the luminous direction of led area lamp is consistent with the outside fixture
- Used in factories, construction sites, stadiums, supermarkets, mining areas and etc.

PRODUCT DIMENSIONS



LEGENDARY USA SUPPORT



US based phone and online customer support



5 YEARS WARRANTY





PRODUCT TECHNICAL SPECIFICATIONS

OPTICAL	Input Power (Tolerance : ±10%)	90W(Wattage Selectable:90/80/70)		
	Color Temperature	3000K	4000K	5000K
	Lumen (Tolerance : -10%)	13489LM	14340LM	14183LM
	Efficacy (Tolerance : -3%)	148LM/W	162LM/W	156LM/W
	CRI	>80		
	Color Consistency	<7 Steps (or <7 SDCM)		
	Diffuser Type	Clear PC		
	Beam Angle (50%) (Tolerance :	99Degree		
ELECTRICAL	Input Voltage and Frequency	120-277VAC, 50/60Hz		
	PF (Tolerance : -3%)	≥0.9		
	THD (Tolerance : +5%)	≤20%		
	Flicker Percent	<72%		
	Driver Brand	Rugged Grade Lighting		
	Driver Model	Rugged Grade Lighting Driver		
	Driver Surge protection	L-N: 6kV , L&N-E: 6kV		
	Dimming	0-10V dimming standard (through manual knob on the lamp)		
MATERIALS	Optional Accessory	Motion Mircowave sensor, Motion PIR sensor		
	LED Brand	Lumileds		
	LED Type	SMD2835		
	LED QTY	210 pcs of 3000K + 210 pcs of 5000K		
	Housing	PC+ aluminum		
	Housing Color	All Color		
OTHERS	Waterproof Rating	DAMP (IP64)		
	Operating Temperature	Without Motion Sensor: -40°C TO 50°C; With Motion Sensor: -3		
	Storage Temperature	-40°C TO 80°C		
OTHERS	Operating Humidity	20% - 70% RH		
	Storage Humidity	10% - 75% RH		
	Warranty	5 years warranty with 24/7 operating hours Luminaire lifetime at		

PRODUCT MOUNTS & ACCESSORIES



PRODUCT IMAGES & ACTUAL INSTALLATIONS





PHOTOMETRICS

Remark: The testing data comes from the product in luminaires (CCT=3000K).

Luminaire Property

Luminaire Manufacturer:
 Luminaire Category:
 Lamp Catalog:
 Number of Lamps:
 Luminous Length (mm):
 Luminous Height (mm):
 Current: 0.759 A
 Power Factor: 0.995

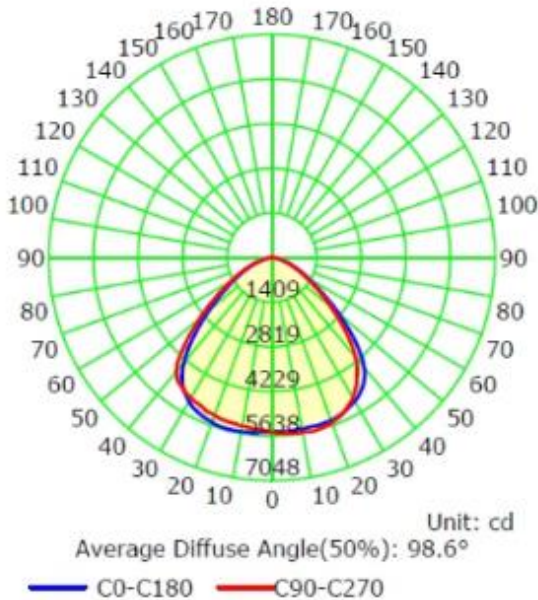
Luminaire Description:
 Lamp Description:
 Lumens per Lamp:
 Luminous Width (mm):
 Voltage: 120.0 V
 Power: 90.64 W

Photometric Results


IES Classification: Type II
 Total Rated Lamp Lumens: 13489.5 lm
 Efficiency: 100%
 Upward Ratio: 0%
 C0r0 Intensity: 5521.63 cd
 Pos of Max. Intensity: H90 V13
 Beam Angle(C0/C180,C90/C270,C45/C225,C135/315): 98.6, 98.6, 98.6, 98.5

Longitudinal Classification: Very Short
 Measurement Flux: 13489.5 lm
 Downward Ratio: 100%
 Luminaire Efficacy Rating (LER): 148.88
 Max. Intensity: 5638.81 cd

Luminous Intensity Distribution Curve



The Average Illuminance Effective Figure



DLC PRODUCT SPEC

Product ID: S-31RDMJ

X



RGL-PEGASUS-3-TT-90WBDA1-abdcK

Manufacturer: RuggedGrade
Brand: RuggedGrade

PRODUCT OVERVIEW

Model Number	RGL-PEGASUS-3-TT-90WBDA1-abdcK
Classification	Standard
Primary Use	Replacement Lamps for High Bay Luminaires (Type B)
Reported Input Wattage	90.6 W
Reported Light Output	13490 lm
Reported CCT	3000 K
Reported CRI (Ra)	82
Product ID	S-31RDMJ
DLC Family Code	EMWBNY
Listing Status	Listed
Date Qualified	2024-03-25

PRODUCT INFORMATION

Qualified Product List	Solid State Lighting
Technical Requirements Version	5.1
Product ID	S-31RDMJ
Manufacturer	RuggedGrade
Brand	RuggedGrade
Model Number	RGL-PEGASUS-3-TT-90WBDA1-abdcK
Parent	No
Classification	Standard

PRODUCT CATEGORIZATION

[VIEW DETAILS](#)

CONTROL FEATURES

[VIEW DETAILS](#)

REPORTED PHOTOMETRIC PERFORMANCE

Reported Light Output	13490 lm
Reported Efficacy (AC)	148.83 lm/W
Reported CCT	3000 K
Reported CRI (Ra)	82
Reported R9	5
Reported IES Rf	84
Reported IES Rg	96
Reported IES Rcs,h1	-12

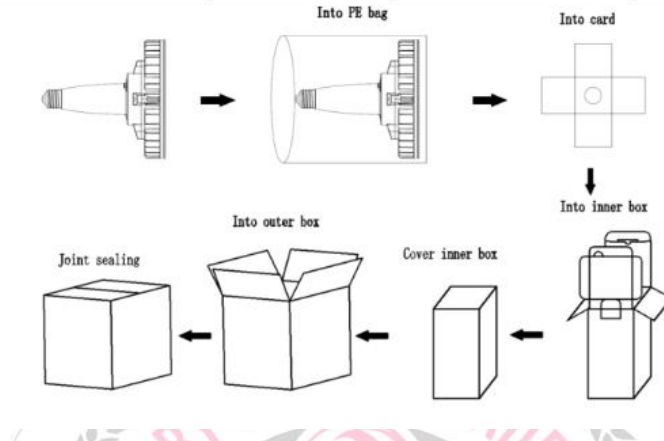
REPORTED ELECTRICAL PERFORMANCE

Reported Input Wattage	90.6 W
Reported Total Harmonic Distortion	15 %
Reported Power Factor	0.9
Reported Minimum Input Wattage	90 W
Reported Maximum Input Wattage	90.6
Reported Default Input Wattage	90.6 W
Voltage Range	120-277 V



PRODUCT PACKAGING

	Size	Qty / Carton	Net Weight / Carton	Gross Weight / Carton
Inner box	205*205*295 MM	1 PC	1.25 KG	1.6 KG
Outer box	430*430*315MM	4PCS	5 KG	7.22 KG



PRODUCT WARNINGS

- ⚡ Please turn off power before install or change assembly parts.
- ⚡ The input voltage and lamps should be matched, after connecting the power line.
- ⚡ Please make sure the wiring section is insulated.
- ⚡ Professionals must install and disassemble the lamps.
- ⚡ Surge is the number 1 cause of LED light failure. Outdoor lights must have surge at fixture, pole, and breaker.
- ⚡ Surge is the number 1 cause of LED light failure. Indoor lights must have surge at fixture and breaker.

PRODUCT TROUBLESHOOTING

Issue	Check points
Light Flickers	Check all wiring for disconnections, shorts and burnt wiring and connections. Confirm steady input voltage to the light fixture, fluctuating input voltage will harm the LED driver and can lead to premature failure. Lights with photocells can have photocell tag from ambient light or light reflecting at the sensor. Simply cover the photocell completely and see if flickering continues while the photocell is covered. Call Tech Support for help if none of the above solves the issue.
Light does not work at all.	Check all wiring for disconnections, shorts and burnt wiring and connections. Confirm steady input voltage to the light fixture, fluctuating input voltage will harm the LED driver and can lead to premature failure. If input voltage is not in the voltage range of the fixture, you will need to find the source of your input voltage issue. Call Tech Support for help if none of the above solves the issue.

For more technical information, install questions, troubleshooting help or warranty claims, we have a dedicated US Tech and Customer Support Team to help solve any issues you have and can be reached by email or phone. If you need help with any of our

**BETTER LIGHTS.
BETTER SUPPORT.**

