

PRODUCT DESCRIPTION

The new canopy light is now with a sleek & smaller design sporting advanced and improved standard features, including precision optics and more available options.



DLC #:

RGL-RADIUM2-55WBSDA1

PRODUCT FEATURES & COMMON USE APPLICATIONS

- UL cUL DLC certificate.
- Lumileds or Samsung Chip, high CRI.
- Input voltage 120-277VAC.
- Output constant current lever can be adjusted through output cable with 0-10V.
- No UV or IR in the beam.
- Easy to install and operate.
- Energy saving, long lifespan.
- Light is soft and uniform, safe to eyes.
- Instant start, NO flickering, NO humming.
- Green and eco-friendly without mercury.
- Warehouse, factory, and workshops.
- Highway toll station and gas station.
- Exhibition hall.
- Gymnasium and supermarkets, etc

PRODUCT DIMENSIONS



55 WATT RADIUM SERIES LED CANOPY LIGHTS

55 Watt - 10 Inches Round



Rugged Grade Lighting
Industrial Grade Solutions



LEGENDARY USA SUPPORT



US based
phone and online
customer support



888-933-2470

sales@ruggedgrade.com



PRODUCT TECHNICAL SPECIFICATIONS

OPTICAL	Input Power (Tolerance : ±10%)	55W		
	Color Temperature	3000K	4000K	5000K
	Lumen (Tolerance : -10%)	7733LM	16500LM	16000LM
	Efficacy (Tolerance : -3%)	141LM/W	151LM/W	147LM/W
	CRI	>80		
	Color Consistency	<7 Steps (or <7 SDCM)		
	BUG	B3-U3-G2		
	Diffuser Type	PC Lens		
	Beam Angle (50%) (Tolerance :	150 Degree		
ELECTRICAL	Input Voltage and Frequency	120-277VAC, 50/60Hz		
	PF (Tolerance : -3%)	≥0.9		
	THD (Tolerance : +5%)	≤20%		
	Flicker Percent	<60%		
	Driver Brand	Rugged Grade Lighting		
	Driver Model	Rugged Grade Lighting Driver		
	Driver Surge protection	L/N-PE: 4kV, L-N: 4kV		
	Dimming	0-10V dimming standard		
	Optional Accessory	Motion Sensor, Surge-protective Device		
MATERIALS	LED Brand	Lumileds		
	LED Type	SMD2835		
	LED QTY	120 PCS 3000K+120 PCS 5000K		
	Housing	Die-cast aluminum		
	Housing Color	Black, White, or Customized		
	Waterproof Rating	WET (IP65)		
OTHERS	Operating Temperature	- Without Motion Sensor:-40°C TO +45°C With Motion Sensor:-30°C TO +45°C		
	Storage Temperature	-40°C TO 80°C		
	Operating Humidity	-40% - 90% RH		
	Storage Humidity	10% - 95% RH		
Warrantv	5 years warrantv with 24/7 operating hours Luminaire lifetime at			

PRODUCT MOUNTS & ACCESSORIES



Rugged Grade Lighting
Industrial Grade Solutions



888-953-2476
sales@ruggedgrade.com



PRODUCT IMAGES & ACTUAL INSTALLATIONS





PHOTOMETRICS

Luminaire Property

Luminaire Manufacturer:
 Luminaire Category:
 Lamp Catalog:
 Number of Lamps:
 Luminous Length (mm):
 Luminous Height (mm):
 Current: 0.457 A
 Power Factor: 0.985

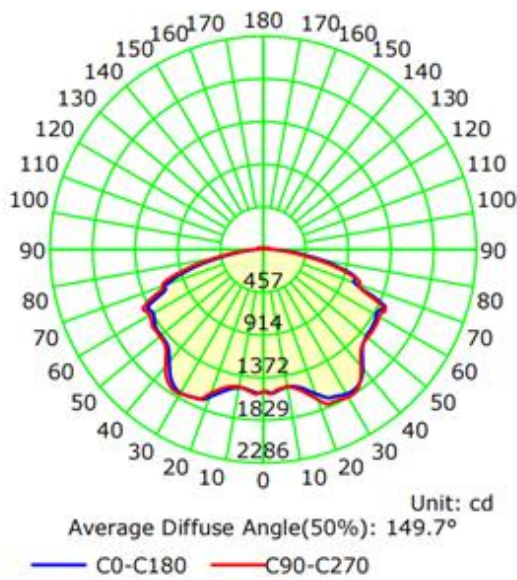
Luminaire Description:
 Lamp Description:
 Lumens per Lamp:
 Luminous Width (mm):
 Voltage: 120.0 V
 Power: 54.07 W

Photometric Results


CIE Class: Direct
 Measurement Flux: 7733.3 lm
 Downward Ratio: 97%
 Field Angle(C0/C180,C90/C270,C45/C225,C135/315): 174.1, 174.1, 174.3, 173.8
 Beam Angle(C0/C180,C90/C270,C45/C225,C135/315): 149.6, 149.7, 149.4, 149.8
 Luminaire Efficacy Rating (LER): 143.07
 Max. Intensity: 1829.57 cd
 S/MH(C0/C180): 1.63

Total Rated Lamp Lumens: 7733.3 lm
 Efficiency: 100%
 Upward Ratio: 3%
 C0r0 Intensity: 1525.17 cd
 Pos of Max. Intensity: H90 V31
 S/MH(C90/C270): 1.64

Luminous Intensity Distribution Curve



The Average Illuminance Effective Figure



DLC SPECS

Product ID: S-1WSN8B



RGL-RADIUM2-55WBSDA1-abcd

Manufacturer: RuggedGrade
Brand: RuggedGrade



PRODUCT OVERVIEW

Model Number	RGL-RADIUM2-55WBSDA1-abcd
Classification	Premium
Primary Use	Parking Garage Luminaires
Reported Input Wattage	54.1 W
Reported Light Output	7733 lm
Reported CCT	3000 K
Reported CRI (Ra)	73
Product ID	S-1WSN8B
DLC Family Code	SLFAJK
Listing Status	Listed
Date Qualified	2023-03-06

PRODUCT INFORMATION

Qualified Product List	Solid State Lighting
Technical Requirements Version	5.1
Product ID	S-1WSN8B
Manufacturer	RuggedGrade
Brand	RuggedGrade
Model Number	RGL-RADIUM2-55WBSDA1-abcd
Parent	No
Classification	Premium

PRODUCT CATEGORIZATION

[VIEW DETAILS](#)

CONTROL FEATURES

[VIEW DETAILS](#)

REPORTED PHOTOMETRIC PERFORMANCE

Reported Light Output	7733 lm
Reported Efficacy (AC)	143.02 lm/W
Reported CCT	3000 K
Reported CRI (Ra)	73
Reported R9	-16
Reported IES Rf	73
Reported IES Rg	98
Reported IES Rcs,h1	-14

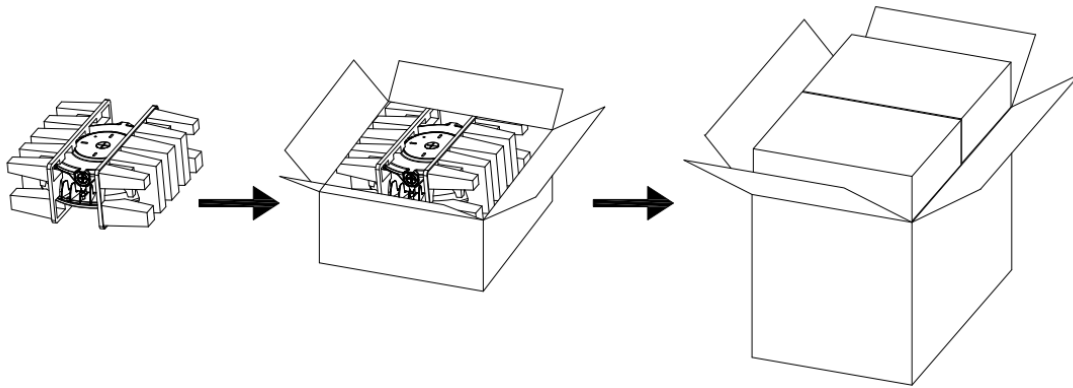
REPORTED ELECTRICAL PERFORMANCE

Reported Input Wattage	54.1 W
Reported Total Harmonic Distortion	15 %
Reported Power Factor	0.9
Reported Minimum Input Wattage	54.1 W
Reported Maximum Input Wattage	54.1
Reported Default Input Wattage	54.1 W
Voltage Range	120-277 V



PACKAGING

	Size	Qty / Carton	Net Weight / Carton	Gross Weight / Carton
Inner box	300*300*140 mm	1 PCS	1.8 KG	2.26 KG
Outer box	320*300*320 mm	2 PCS	3.6 KG	5.32 KG



PRODUCT WARNINGS

- ⚠ Please turn off power before install or change assembly parts.
- ⚠ The input voltage and lamps should be matched, after connecting the power line.
- ⚠ Please make sure the wiring section is insulated.
- ⚠ Professionals must install and disassemble the lamps.
- ⚠ Surge is the number 1 cause of LED light failure. Outdoor lights must have surge at fixture, pole, and breaker.
- ⚠ Surge is the number 1 cause of LED light failure. Indoor lights must have surge at fixture and breaker.

PRODUCT TROUBLESHOOTING

Issue	Check points
Light Flickers	Check all wiring for disconnections, shorts and burnt wiring and connections. Confirm steady input voltage to the light fixture, fluctuating input voltage will harm the LED driver and can lead to premature failure. Lights with photocells can have photocell tag from ambient light or light reflecting at the sensor. Simply cover the photocell completely and see if flickering continues while the photocell is covered. Call Tech Support for help if none of the above solves the issue.
Light does not work at all.	Check all wiring for disconnections, shorts and burnt wiring and connections. Confirm steady input voltage to the light fixture, fluctuating input voltage will harm the LED driver and can lead to premature failure. If input voltage is not in the voltage range of the fixture, you will need to find the source of your input voltage issue. Call Tech Support for help if none of the above solves the issue.

For more technical information, install questions, troubleshooting help or warranty claims, we have a dedicated US Tech and Customer Support Team to help solve any issues you have and can be reached by email or phone. If you need help with any of our products, we are here for you so that you are never in the dark!

BETTER LIGHTS. BETTER SUPPORT.

