

400W CRONOS II | LED EXPLOSION PROOF LIGHT



PRODUCT DESCRIPTION

The New Cronos Series is here with a slim new design but keeps all toughness of an explosion proof light. This New model comes with all necessary Class 1 division II certifications!

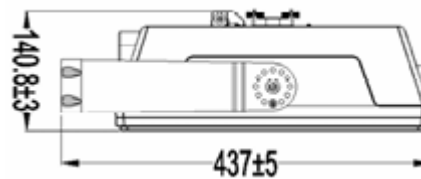
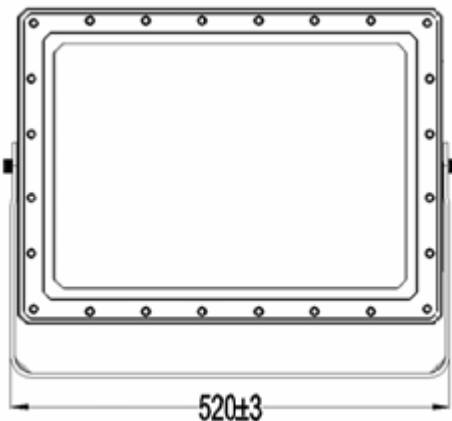


PART #: RGL-CRONOS-400W

PRODUCT FEATURES & CERTIFICATIONS

- UL cUL certificate.
- IK09 SHATERPROOF RATED
- Input voltage 120-277VAC.
- No UV or IR in the beam.
- Easy to install and operate.
- Energy saving, long lifespan.
- Light is soft and uniform, safe to eyes.
- Instant start, NO flickering, NO humming.
- Green and eco-friendly without mercury.
- CID2 Groups A,B,C,D.T4/T4A
- UL 844.
- UL 1598.
- UL 8750.
- CSA C22.2 No.137.0.
- CSA C22.2 No.250.0.
- CSA C22.2 No.250.13.

PRODUCT DIMENSIONS



Rugged Grade Lighting
Industrial Grade Solutions



LEGENDARY USA SUPPORT



US based
phone and online
customer support



5 YEARS
WARRANTY




888-953-2476
sales@ruggedgrade.com

PRODUCT TECHNICAL SPECIFICATIONS

OPTICAL	Input Power (Tolerance : ±10%)	400W
	Color Temperature	5000K
	Cover	Clear Glass+ Lens
	Lumen (Tolerance : -10%)	64000LM
	Efficacy (Tolerance : -3%)	160LM/W
	CRI	>70
	Color Consistency	<5 Steps (or <5 SDCM)
	UGR (Glare Rating)	<28 (X=4H, Y=8H; S/H=1; Reflectances: 70%/50%/20%)
	Diffuser Type	PC Lens
Beam Angle (50%) (Tolerance :	110°	
ELECTRICAL	Input Voltage and Frequency	120-277VAC, 50/60Hz
	PF (Tolerance : -3%)	≥0.9
	THD (Tolerance : +5%)	≤20%
	Flicker Percent	<5%
	Driver Brand	Sosen
	Driver Model	SS-200VP-56BHx2
	Driver Surge protection	L/N-PE: 10kV, L-N: 6kV
	LED Brand	Lumileds
	LED Type	SMD3030
MATERIALS	LED QTY	768PCS
	Housing	Die-cast aluminum
	Housing Color	Grey, or Customized
	Waterproof Rating	WET (IP66)
	Operating Temperature	-40°C TO 55°C
	Storage Temperature	-40°C TO 80°C
OTHERS	Operating Humidity	10% - 90% RH
	Storage Humidity	5% - 95% RH
	Warranty	5 years warranty with 24/7 operating hours Luminaire lifetime at 25°C.

PRODUCT MOUNTS & ACCESSORIES



Light shield



PM



U-shape buckle



FM-shape buckle



HM-Hchain mount



cable mount



wire guard



AM



DM



A&D



RAM



CM



PRODUCT IMAGES & ACTUAL INSTALLATIONS

1. Suitable for gas station, petroleum and chemical industries, coal mine, military, airport, warehouse, marine etc.
2. Zone1 & Zone2 gaseous environment, and Zone21 & Zone22 dust environment.
3. Class I Division 2 Group A, B, C, D



Chemical Factory



Offshore Oil Mining



Military Ship



Army Base



Gas Station



Petrol Process Factory



Traning Camp



Navy Port

IK09 SHATERPROOF RATED LENS





PHOTOMETRICS

Luminaire Property

Luminaire Manufacturer:
Luminaire Category:
Lamp Catalog:
Number of Lamps:
Luminous Length (mm):
Luminous Height (mm):
Current: 3.384 A
Power Factor: 0.998

Luminaire Description:
Lamp Description:
Lumens per Lamp:
Luminous Width (mm):
Voltage: 120.0 V
Power: 405.26 W

Photometric Results

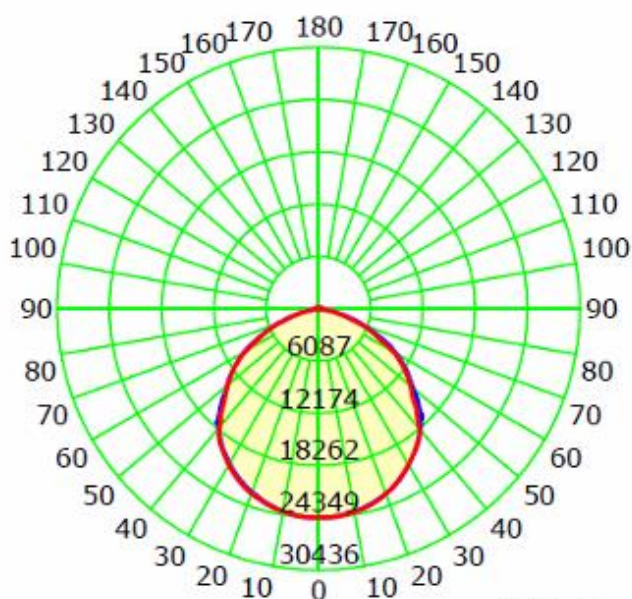
IES Classification: Type II
Total Rated Lamp Lumens: 66238.6 lm
Efficiency: 100%
Upward Ratio: 0%
C0r0 Intensity: 24338.48 cd
Pos of Max. Intensity: H180 V1
Beam Angle(C0/C180,C90/C270,C45/C225,C135/315): 110.5, 109.5, 109.8, 109.7

Longitudinal Classification: Very Short
Measurement Flux: 66238.6 lm
Downward Ratio: 100%
Luminaire Efficacy Rating (LER): 163.50
Max. Intensity: 24349.37 cd

Picture Of Luminaire



Luminous Intensity Distribution Curve



Unit: cd

Average Diffuse Angle(50%): 110.0°



— C0-C180 — C90-C270



PRODUCT PACKAGING

		clear glass+U bracket
Lamps Net Weight		24.6kg
Outer box	size	590 × 540 × 205mm
	Qty/ Carton	1PCS
	Weight/Carton	26.5kg

b*Tolerance of Carton Size: ± 15 MM, Tolerance of Weight: $\pm 10\%$.



PRODUCT WARNINGS

- ⚠ Please turn off power before install or change assembly parts.
- ⚠ The input voltage and lamps should be matched, after connecting the power line.
- ⚠ Please make sure the wiring section is insulated.
- ⚠ Professionals must install and disassemble the lamps.
- ⚠ Surge is the number 1 cause of LED light failure. Outdoor lights must have surge at fixture, pole, and breaker.
- ⚠ Surge is the number 1 cause of LED light failure. Indoor lights must have surge at fixture and breaker.

PRODUCT TROUBLESHOOTING

Issue	Check points
Light Flickers	Check all wiring for disconnections, shorts and burnt wiring and connections. Confirm steady input voltage to the light fixture, fluctuating input voltage will harm the LED driver and can lead to premature failure. Lights with photocells can have photocell tag from ambient light or light reflecting at the sensor. Simply cover the photocell completely and see if flickering continues while the photocell is covered. Call Tech Support for help if none of the above solves the issue.
Light does not work at all.	Check all wiring for disconnections, shorts and burnt wiring and connections. Confirm steady input voltage to the light fixture, fluctuating input voltage will harm the LED driver and can lead to premature failure. If input voltage is not in the voltage range of the fixture, you will need to find the source of your input voltage issue. Call Tech Support for help if none of the above solves the issue.

For more technical information, install questions, troubleshooting help or warranty claims, we have a dedicated US Tech and Customer Support Team to help solve any issues you have and can be reached by email or phone. If you need help with any of our products, we are here for you so that you are never in the dark!

BETTER LIGHTS. BETTER SUPPORT.

