

PRODUCT DESCRIPTION

THE NEW STREET LIGHT IS A NEW PRIVATE DESIGN LED SOLAR STREET LIGHT, WITH A SLIM DESIGN AND A HIGHER CONVERSION EFFICIENCY. MONO-CRYSTALLINE PHOTOVOLTAIC SOLAR PANEL THAT CAUSE A 200LM/W EFFICIENCY ALLOWS US TO MEET NEW AND BETTER STANDARDS.



Part #: RGL-EVERAN-2-30W

PRODUCT FEATURES & COMMON USE APPLICATIONS

- ✓ Nice design with lighter weight, easier installation
- ✓ Shatterproof Rating: IK08
- ✓ The controller has dimming and timer options
- ✓ Battery life is longer with an 12 hour charge
- ✓ Easy to install and operate
- ✓ Energy saving, long lifespan
- ✓ Instant start, NO flickering, NO humming
- ✓ Green and eco-friendly without mercury
- ✓ Adjustable Beam Angle
- ✓ Street Lighting
- ✓ Outdoor landscaping light
- ✓ Building, The Hotel.
- ✓ Parking Lot

PRODUCT DIMENSIONS



LEGENDARY USA SUPPORT




US based phone and online customer support

DLC CERTIFIED

5 YEARS WARRANTY

UL LISTED



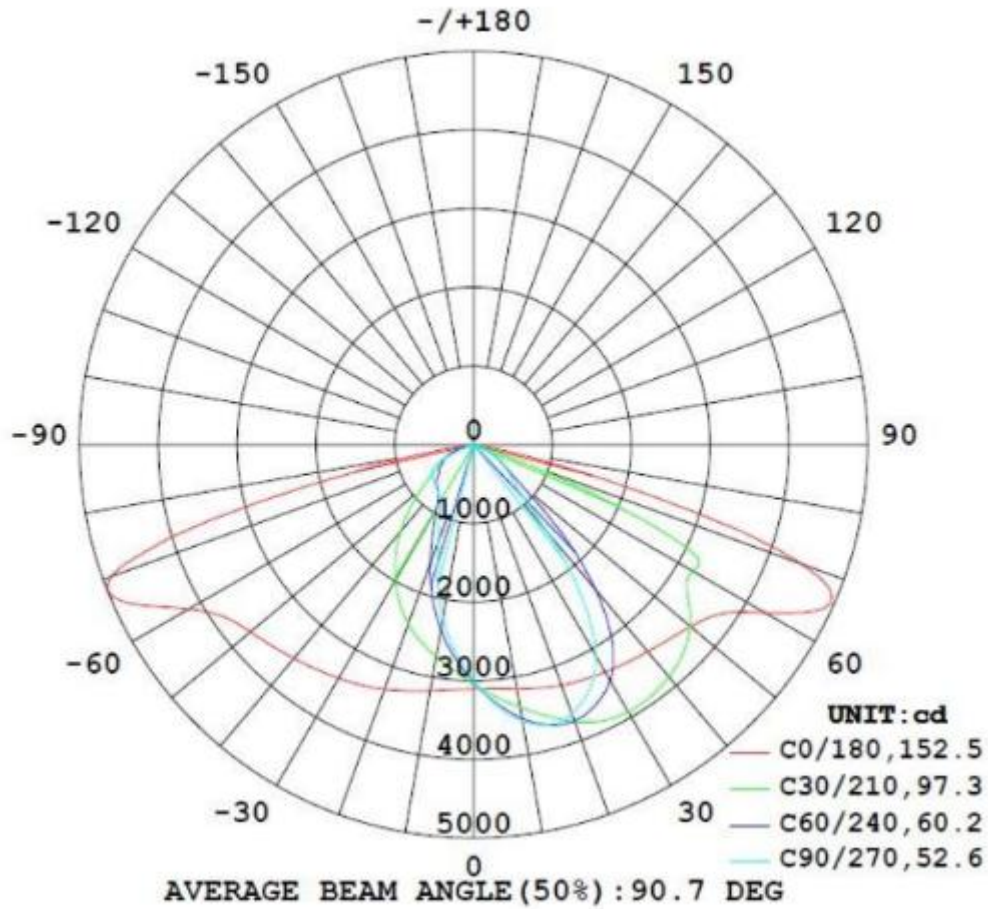
PRODUCT TECHNICAL SPECIFICATIONS

OPTICAL	Input Power (Tolerance: $\pm 10\%$)	30W
	Color Temperature	5000K
	Lumens	6000 LM
	Efficacy (Tolerance: -3%)	200 LM/W
	CRI	Ra70
	Solar Panel Specs	50W /6V Monocrystalline silicon (Life span of 25 years, 80% efficiency)
	Battery Specs	33140 LiFePO4 3.2V 75 AH (240WH)
	Beam Angle (50%) (Tolerance: $\pm 15\%$)	150x65°
	Battery Capacity	240WH
Charge Time	Full power >12 hours ,Intelligent mode 3-4 days (Affected by local use environment and sunlight)	
ELECTRICAL	PF (Tolerance: -3%)	≥ 0.95
	THD (Tolerance: +5%)	$\leq 20\%$
	Flicker Percent	<70%
	Driver Brand	RG
	Driver Model	RG-30W
	Dimming	Motion Sensor and timer control
	Optional Accessory	None
	LED Brand	Lumileds
	LED Type	LUXEON 3030
LED QTY	150 PCS	
MATERIALS	Housing	Aluminum Alloy
	Housing Color	Black,Grey
	Waterproof Rating	Wet(IP66)
	Mounting Height	5-8 M
	Pole Diameter	60 / 76 MM
	Operating Temperature	-10°C ~ 45°C
	Storage Temperature	-10°C ~ 35°C
	Operating Humidity	20% - 90% RH
	Storage Humidity	10% - 95% RH
OTHERS	Warranty	3 years warranty

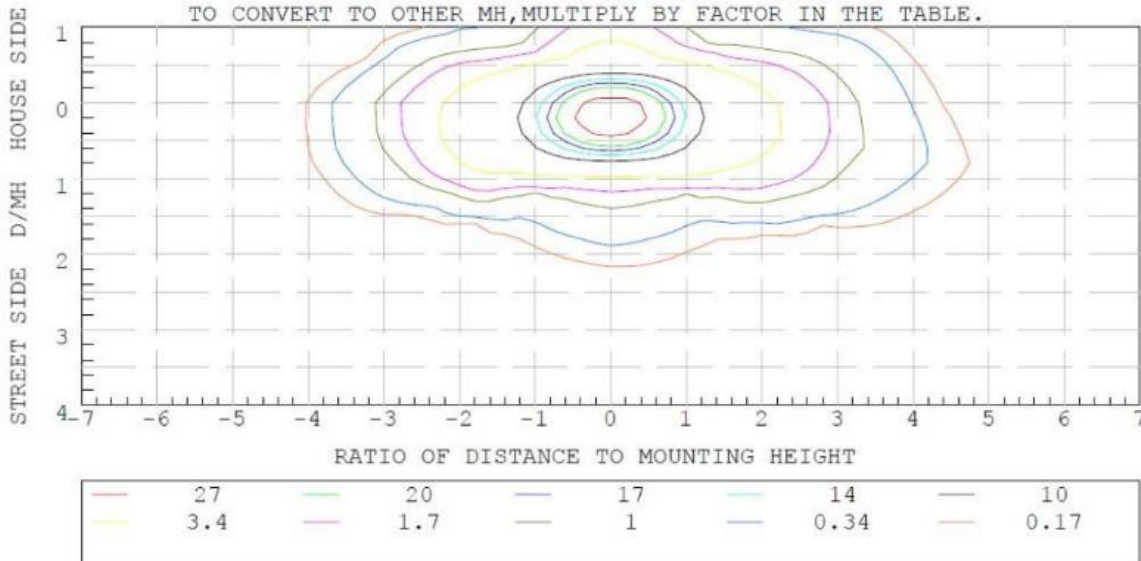
PRODUCT ACCESORIES



PHOTOMETRICS



ROAD SURFACE ISOLUX DIAGRAM
 ILLUMINANCE AT MH=10 m, Enadir = 30.11 lx
 TO CONVERT TO OTHER MH, MULTIPLY BY FACTOR IN THE TABLE.



According to LB/T001-2004
 $U = E_{min}/E_{avg} = 0.272$
 $E_{avg} = 27.52 \text{ lx}$

HEIGHT	FACTOR
5 m	4.000
6 m	2.778
7 m	2.041
8 m	1.563
9 m	1.235
10 m	1.000
11 m	0.826
12 m	0.694
13 m	0.592
14 m	0.510
15 m	0.444
16 m	0.391





PRODUCT FEATURES

1. The lamp adopts integrated structure design, with better heat dissipation design and longer life;
2. Using LUXEON 3030 lamp beads, the whole lighting effect is up to 170 LM/W;
3. The solar panel is made of Monocrystalline silicon, with a higher conversion efficiency, up to 18%, and a service life of up to 25 years;
4. Using the most advanced MPPT tracking control technology to improve system efficiency and reduce costs;
5. It has functions of light control, time control, dimming, intelligent power saving + morning light;
6. Solar controller built-in lightning protection module;
7. Using ternary lithium battery technology, the battery capacity is high;
8. 365 days uninterrupted power.

9. Three control model: **Time control + light sensor control + motion sensor control**

Time control: It can be divided into 5 time periods, which is more humane and energy-saving;

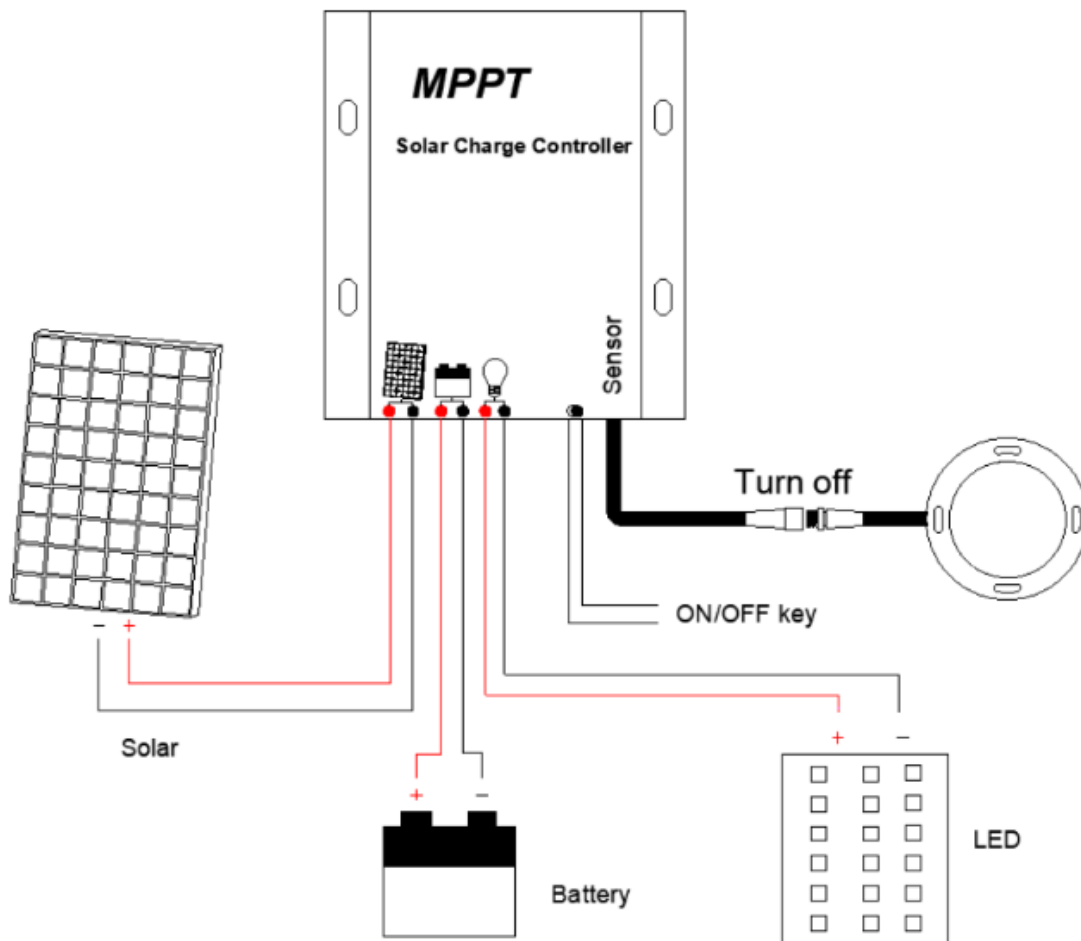
Light sensor control: When the evening comes, when the solar panel battery voltage is lower than 3V, the lamp will automatically turn on;

Motion sensor control: A motion-sensing energy-saving mode. When a moving object is sensed, the lamp will have 100% brightness; when no moving object is sensed, the lamp will be in a low-power and energy-saving state, with a brightness of 10%-100% (can be set)





INTERNAL WIRING & WARNING



1. Do not install in high temperature, closed and non-ventilated areas;
2. The installation location should not be installed under the tree or the place where there are obstructions. The solar panel must be exposed to sunlight in all directions;
3. When the product is stored in the warehouse, it needs to be charged and discharged every 3 months;
4. When the product is faulty, you need to find a professional to deal with it;
5. Eliminate scrapped products, must be handed over to the relevant departments for Centralized processing.



PACKAGING

Lamp body packing size:

Par NO.	Size	Net weight	Gross weight	Quantity
Carton	L910*W430*H150MMmm L35.83*W16.93*H5.91Inch	9.8kg	11.0kg	1PC

Bracket packing size:

Par NO.	Size	Net weight	Gross weight	Quantity
Carton	L460*W360*H160MMmm L18.11*W14.17*H6.3Inch	5.6kg	6.3kg	6PCS



PRODUCT WARNINGS

- ⚡ Please turn off power before install or change assembly parts.
- ⚡ The input voltage and lamps should be matched, after connecting the power line.
- ⚡ Please make sure the wiring section is insulated.
- ⚡ Professionals must install and disassemble the lamps.
- ⚡ Surge is the number 1 cause of LED light failure. Outdoor lights must have surge at fixture, pole, and breaker.
- ⚡ Surge is the number 1 cause of LED light failure. Indoor lights must have surge at fixture and breaker.

PRODUCT TROUBLESHOOTING

Issue	Check points
Light Flickers	Check all wiring for disconnections, shorts and burnt wiring and connections. Confirm steady input voltage to the light fixture, fluctuating input voltage will harm the LED driver and can lead to premature failure. Lights with photocells can have photocell tag from ambient light or light reflecting at the sensor. Simply cover the photocell completely and see if flickering continues while the photocell is covered. Call Tech Support for help if none of the above solves the issue.
Light does not work at all.	Check all wiring for disconnections, shorts and burnt wiring and connections. Confirm steady input voltage to the light fixture, fluctuating input voltage will harm the LED driver and can lead to premature failure. If input voltage is not in the voltage range of the fixture, you will need to find the source of your input voltage issue. Call Tech Support for help if none of the above solves the issue.

For more technical information, install questions, troubleshooting help or warranty claims, we have a dedicated US Tech and Customer Support Team to help solve any issues you have and can be reached by email or phone. If you need help with any of our products, we are here for you so that you are never in the dark!

BETTER LIGHTS. BETTER SUPPORT.

