

PRODUCT DESCRIPTION

The Legendary Titan Series invented UFO lighting a decade ago and the Titan VI improves on the series yet again! Now with 7 Year Warranty, new impressive ultrahigh performance 165lm/w LED & the addition of Tunable Technology™ from Rugged Grade adding tunable wattage to select brightness level on fixture. Optional advanced 5.8GHz microwave motion sensor with 3 step dimming all programmable. 2 Beam Angle Lenses, glare reduction improvement, 0-10V Dimmable and DLC 5.1 Premium Certified! The most advanced Titan Series to date!

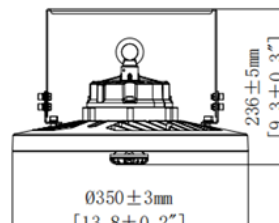
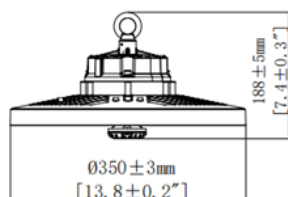
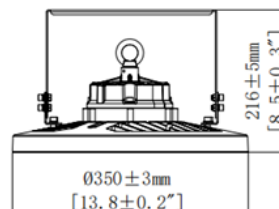
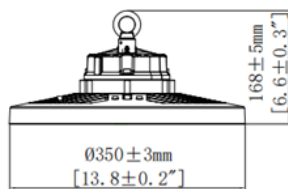


DLC #: RGL-TITAN-VI-TT-240W

PRODUCT FEATURES & COMMON USE APPLICATIONS

- UL cUL DLC certificate.
- Lumileds or Samsung Chip, high CRI.
- Input voltage 120-277VAC.
- Output constant current lever can be adjusted through output cable with 0-10V.
- No UV or IR in the beam.
- Easy to install and operate.
- Energy saving, long lifespan.
- Light is soft and uniform, safe to eyes.
- Instant start, NO flickering, NO humming.
- Green and eco-friendly without mercury.
- Warehouse, factory, and workshops.
- Highway toll station and gas station.
- Exhibition hall.
- Gymnasium and supermarkets, etc

PRODUCT DIMENSIONS



Rugged Grade Lighting
Industrial Grade Solutions



888-953-2476
sales@ruggedgrade.com

LEGENDARY USA SUPPORT



US based
phone and online
customer support



PRODUCT TECHNICAL SPECIFICATIONS

OPTICAL	Input Power (Tolerance : ±10%)	240W/200W/180W		
	Color Temperature	3000K	4000K	5000K
	Lumen (Tolerance : -10%)	33600lm	39600lm	37200lm
	Efficacy (Tolerance : -3%)	140lm/W	165lm/W	155lm/W
	CRI	>80		
	Color Consistency	<7 Steps (or <7 SDCM)		
	UGR (Glare Rating)	Low Glare Certified – Exceeds UGR Mandates & Certified DLC 5.1		
	Diffuser Type	PC Lens		
Beam Angle (50%) (Tolerance :	90 Degree			
ELECTRICAL	Input Voltage and Frequency	120-277VAC, 50/60Hz		
	PF (Tolerance : -3%)	≥0.9		
	THD (Tolerance : +5%)	≤20%		
	Flicker Percent	<10%		
	Driver Brand	Sosen		
	Driver Model	SS-240CNL-E260BHD		
	Driver Surge protection	L/N-PE: 6kV, L-N: 6kV		
	Dimming	0-10V dimming standard		
Optional Accessory	Motion Sensor			
MATERIALS	LED Brand	Lumileds		
	LED Type	SMD2835		
	LED QTY	400+400PCS		
	Housing	Die-cast aluminum		
	Housing Color	Black, White, or Customized		
	Waterproof Rating	WET (IP65)		
OTHERS	Operating Temperature	Without Motion Sensor: -40°C TO 50°C With Motion Sensor: -30°C TO 50°C		
	Storage Temperature	-40°C TO 80°C		
	Operating Humidity	20% - 90% RH		
	Storage Humidity	10% - 95% RH		
	Warranty	7 years warranty with 24/7 operating hours Luminaire lifetime at		

PRODUCT MOUNTS & ACCESSORIES

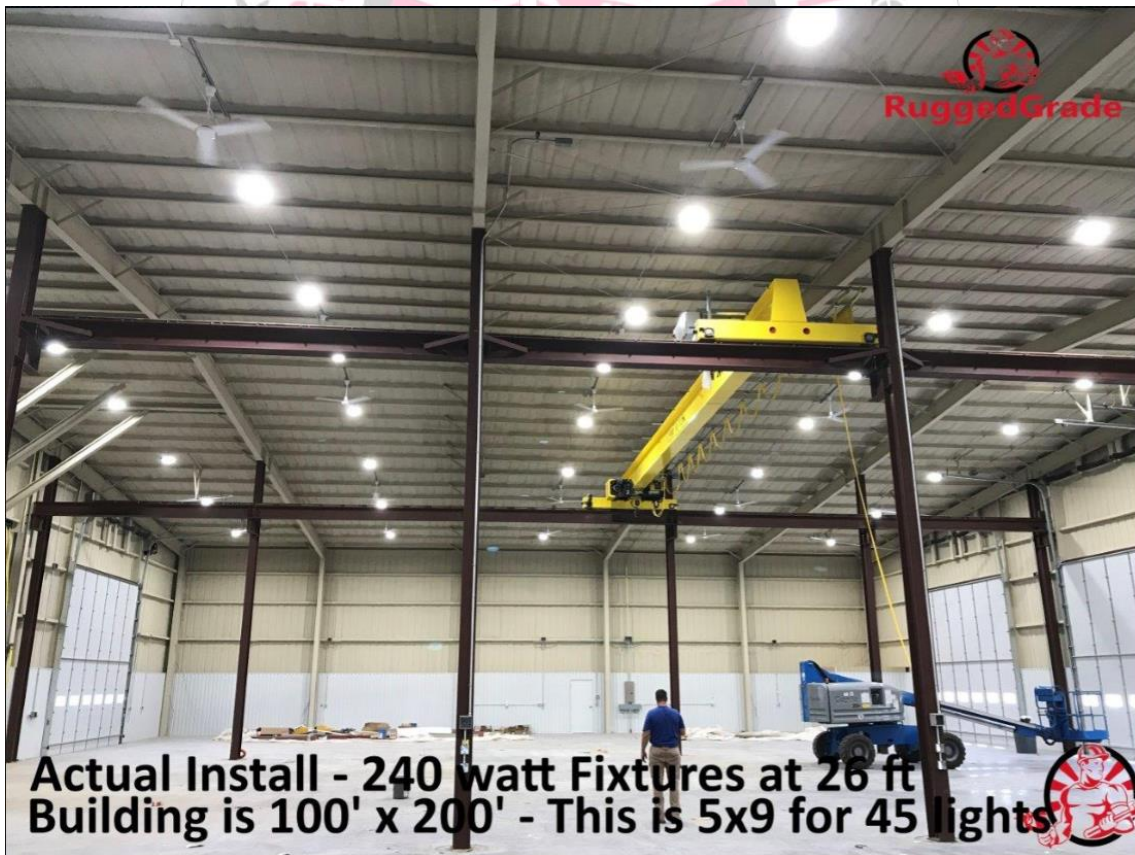



Rugged Grade Lighting
Industrial Grade Solutions



888-953-2476
sales@ruggedgrade.com

PRODUCT IMAGES & ACTUAL INSTALLATIONS



PHOTOMETRICS

Luminaire Property

Luminaire Manufacturer:
 Luminaire Category:
 Lamp Catalog:
 Number of Lamps:
 Luminous Length (mm): -253
 Luminous Height (mm):
 Current: 2.073 A
 Power Factor: 0.999

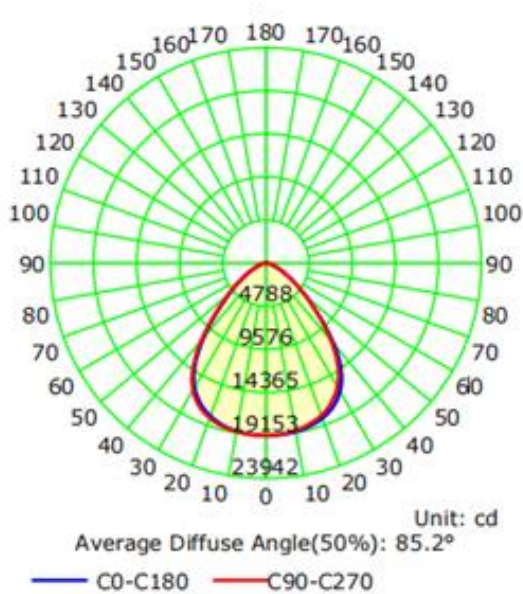
Luminaire Description:
 Lamp Description:
 Lumens per Lamp:
 Luminous Width (mm): -253
 Voltage: 120.0 V
 Power: 248.55 W

Photometric Results


CIE Class: Direct
 Measurement Flux: 36362.2 lm
 Downward Ratio: 100%
 Horizontal Diffuse Angle(10%,50%): H126.7,H85.2
 Vertical Diffuse Angle(10%,50%): V127.3,V85.2
 Luminaire Efficacy Rating (LER): 146.35
 Max. Intensity: 19153.65 cd
 S/MH(C0/C180): 1.24

Total Rated Lamp Lumens: 36362.2 lm
 Efficiency: 100%
 Upward Ratio: 0%
 C0r0 Intensity: 19142.39 cd
 Pos of Max. Intensity: H292.5 V2
 S/MH(C90/C270): 1.23

Luminous Intensity Distribution Curve



The Average Illuminance Effective Figure



DLC PRODUCT SPEC

Product ID: S-5LM0RB ✕



RGL-TITAN-VI-TT-240WS1B1T2A1-abcdWD

Manufacturer: RuggedGrade
Brand: RuggedGrade

PRODUCT OVERVIEW

Model Number	RGL-TITAN-VI-TT-240WS1B1T2A1-abcdWD
Classification	Premium
Primary Use	High Bay Luminaires for Commercial and Industrial Buildings
Reported Input Wattage	248.6 W
Reported Light Output	36362 lm
Reported CCT	3000 K
Reported CRI (Ra)	82
Product ID	S-5LM0RB
DLC Family Code	BCBACM
Listing Status	Listed
Date Qualified	2024-03-22

PRODUCT INFORMATION

Qualified Product List	Solid State Lighting
Technical Requirements Version	5.1
Product ID	S-5LM0RB
Manufacturer	RuggedGrade
Brand	RuggedGrade
Model Number	RGL-TITAN-VI-TT-240WS1B1T2A1-abcdWD
Parent	Yes
Classification	Premium

PRODUCT CATEGORIZATION

[VIEW DETAILS](#)

CONTROL FEATURES

[VIEW DETAILS](#)

REPORTED PHOTOMETRIC PERFORMANCE

Reported Light Output	36362 lm
Reported Efficacy (AC)	146.3 lm/W
Reported CCT	3000 K
Reported CRI (Ra)	82
Reported R9	1
Reported IES Rf	84
Reported IES Rg	95
Reported IES Rcs,h1	-12

REPORTED ELECTRICAL PERFORMANCE

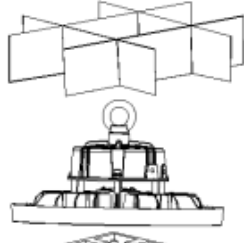
Reported Input Wattage	248.6 W
Reported Total Harmonic Distortion	15 %
Reported Power Factor	0.9
Reported Minimum Input Wattage	180 W
Reported Maximum Input Wattage	248.6
Reported Default Input Wattage	248.6 W
Voltage Range	120-277



PRODUCT PACKAGING

Bracket Type	Carton Size	Qty / Carton	Net Weight / Carton	Gross Weight / Carton
Pendent	370*370*140mm [14.6*14.6*5.5"]	1PCS	3.26kg [7.19LBS]	3.88kg [8.55LBS]
Surface-	370*370*140mm [14.6*14.6*5.5"]	1PCS	3.76kg [8.29LBS]	4.38kg [9.66LBS]

*Tolerance of Carton Size: ±15 MM, Tolerance of Weight: ±10%.



PRODUCT WARNINGS

- ⚡ Please turn off power before install or change assembly parts.
- ⚡ The input voltage and lamps should be matched, after connecting the power line.
- ⚡ Please make sure the wiring section is insulated.
- ⚡ Professionals must install and disassemble the lamps.
- ⚡ Surge is the number 1 cause of LED light failure. Outdoor lights must have surge at fixture, pole, and breaker.
- ⚡ Surge is the number 1 cause of LED light failure. Indoor lights must have surge at fixture and breaker.

PRODUCT TROUBLESHOOTING

Issue	Check points
Light Flickers	Check all wiring for disconnections, shorts and burnt wiring and connections. Confirm steady input voltage to the light fixture, fluctuating input voltage will harm the LED driver and can lead to premature failure. Lights with photocells can have photocell tag from ambient light or light reflecting at the sensor. Simply cover the photocell completely and see if flickering continues while the photocell is covered. Call Tech Support for help if none of the above solves the issue.
Light does not work at all.	Check all wiring for disconnections, shorts and burnt wiring and connections. Confirm steady input voltage to the light fixture, fluctuating input voltage will harm the LED driver and can lead to premature failure. If input voltage is not in the voltage range of the fixture, you will need to find the source of your input voltage issue. Call Tech Support for help if none of the above solves the issue.

For more technical information, install questions, troubleshooting help or warranty claims, we have a dedicated US Tech and Customer Support Team to help solve any issues you have and can be reached by email or phone. If you need help with any of our products, we are here for you so that you are never in the dark!

BETTER LIGHTS. BETTER SUPPORT.





CERTIFIED



LISTED





US based
phone and online
customer support



**5+YR
WARRANTY**

