

## PRODUCT DESCRIPTION

THE 6 INCH LED DISK LIGHTS OFFER VERSATILE LIGHTING OPTIONS WITH 5 COLOR TEMPERATURE SETTINGS. YOU CAN CHOOSE BETWEEN 2700K WARM WHITE, 3000K SOFT WHITE, 3500K NATURAL WHITE, 4000K COOL WHITE, AND 5000K BRIGHT WHITE. THESE DIMMABLE SURFACE MOUNT CEILING LIGHTS ARE SUITABLE FOR VARIOUS SPACES, INCLUDING CLOSETS, LIVING ROOMS, BEDROOMS, OFFICES, AND MORE. WITH A 50,000-HOUR LIFESPAN, THEY PROVIDE RELIABLE ILLUMINATION AND COME BACKED BY A 5-YEAR WARRANTY

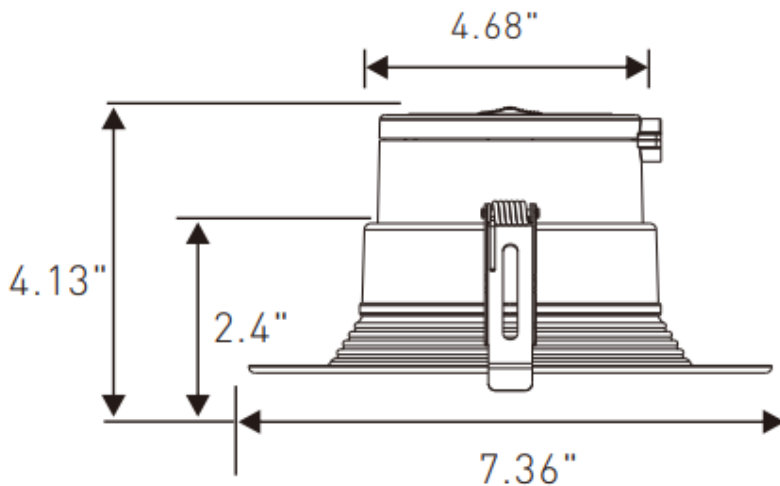


## RGL-DL-6IN-22W-TT

## PRODUCT FEATURES & COMMON USE APPLICATIONS

- ✓ Lumileds Chip, high CRI.
- ✓ Input voltage 120-277Vac
- ✓ No UV or IR in the beam
- ✓ Easy to install and operate
- ✓ Energy saving, long lifespan
- ✓ Instant start, NO flickering, NO humming
- ✓ Green and eco-friendly without mercury
- ✓ Output constant current lever can be adjusted through output cable with 0-10V.
- ✓ LIVING ROOMS
- ✓ OFFICES
- ✓ BEDROOMS.
- ✓ CLOSETS

## PRODUCT DIMENSIONS



## LEGENDARY USA SUPPORT




US based  
phone and online  
customer support

DLC  
CERTIFIED

5 YEARS  
WARRANTY

UL  
LISTED





## PRODUCT TECHNICAL SPECIFICATIONS

<b>OPTICAL</b>	Input Power (Tolerance: $\pm 10\%$ )	12W/17W/22W (Wattage Selectable)
	Color Temperature	2700K-5000K(Color Selectable)
	Lumen (Tolerance: -10%)	960LM/1360LM/1760LM
	Efficacy (Tolerance: -3%)	80 LM/W
	CRI	>90
	Color Consistency	< 7 Steps (or <7 SDCM)
	Distribution Pattern	NA
	Beam Angle (50%) (Tolerance: $\pm 15\%$ )	100 degrees
	Input Voltage and Frequency	120-277VAC, 50/60Hz
<b>ELECTRICAL</b>	PF (Tolerance: -3%)	$\geq 0.9$
	THD (Tolerance: +5%)	$\leq 20\%$
	Flicker Percent	<70%
	Driver Brand	RG
	Driver Model	RG-12W-120v
	Driver Surge protection	L/N-PE: 2.5kV, L-N:2.5kV
	Dimming	Triac Dimming
	Optional Accessory	NA
	LED Brand	Lumileds
<b>MATERIALS</b>	LED Type	SMD2835
	LED QTY	50 PCS
	Housing	Die-cast aluminum
	Housing Color	White
	Waterproof Rating	WET (IP65)
	Operating Temperature	-20°C TO 45°C
	Storage Temperature	-30°C TO 45°C
<b>OTHERS</b>	Operating Humidity	10% - 90% RH
	Storage Humidity	5% - 95% RH
	Warranty	5 years warranty with 24/7 operating hours Luminaire lifetime at 25°C.

## PRODUCT FEATURES





### INSTALLATION INSTRUCTIONS

## INSTALLATION INSTRUCTIONS

### WARNING

- Turn off electricity at main fuse box (or circuit breaker box) before beginning installation by removing fuse (or switching off circuit breaker).
- Be careful not to damage or cut the wire insulation (covering) during fixture installation. Do not permit power cord or housing to contact any surface having a sharp edge. To do so may damage or cut the wire insulation, which could cause serious injury or death from electric shock.
- This fixture requires 100-277V power input. The installer must confirm the input power at the source prior to installation.

1. Locate a suitable location for the fixture and cut a 6" (160mm) 8" (205mm) 10" (228mm) round hole where the LED Downlight (A) will be installed. Ensure this location has access to a junction box with electrical wire from the switch (power supply) and allows for clearance depth of 5.5 inches. A template is provided to assist in properly locating and cutting the hole.

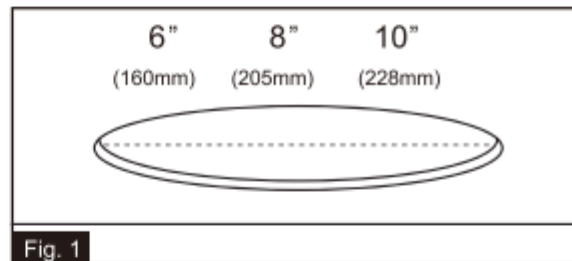


Fig. 1

2. Connect AC and dimming supply cables inside a hardwire junction box (not included) in the following manner: black to black, white to white, pink to pink or grey, and purple to purple. Place all wiring connections back into the hardwire junction box and close the cover.

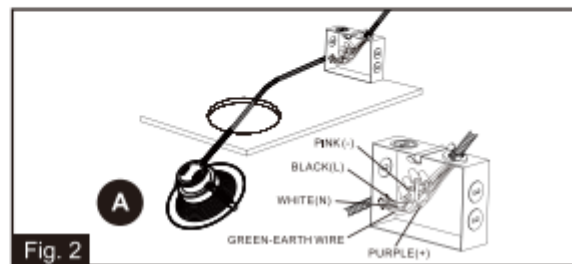


Fig. 2

3. Adjust the CCT (correlated color temperature) and Lumen/Power to the desired levels by using the switches on the back of the fixture.

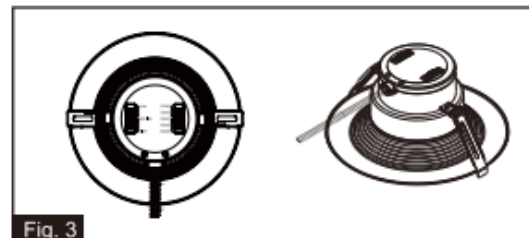


Fig. 3

4. Push the spring loaded clips on the LED Downlight (A) upwards and insert the base of the LED Ultra-Thin Downlight (A) into the mounting hole established in Step 1. Release the clips and the fixture will grip flush with the ceiling/drywall.

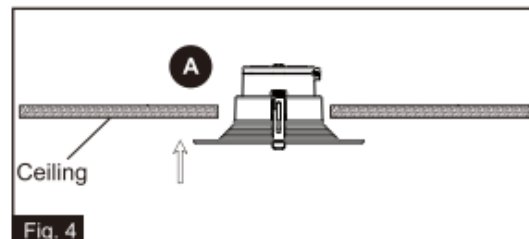


Fig. 4

5. Once assembly is complete, turn on power to confirm the fixture is working properly.

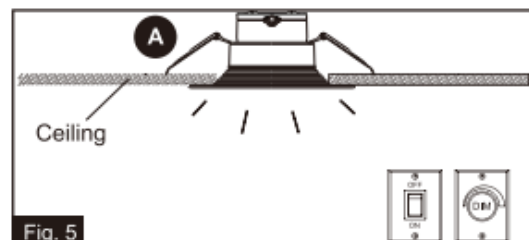
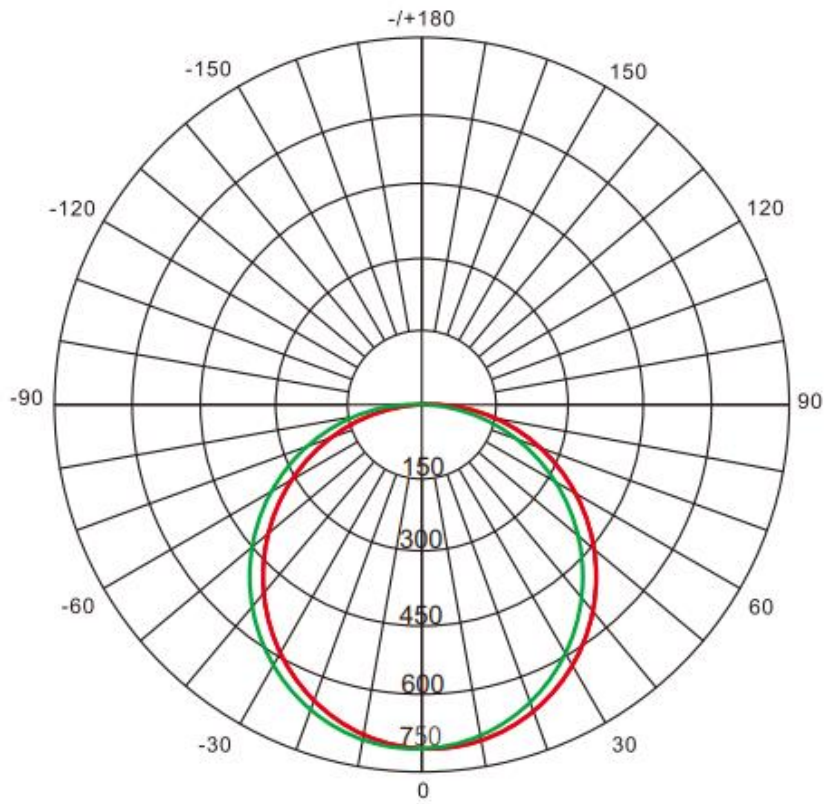


Fig. 5



## PHOTOMETRICS



AVERAGE BEAM ANGLE(50%): 120°

Test Number:LS-6CMCT22LR05  
Lumens:960/LM1360LM/1760LM  
Test Number:12W/17W/22W  
Test Number:5000K

UNIT:CD

- C0/180,110.9
- C30/210,110.5
- C60/240,109.3.
- C90/270,109.1



PRODUCT WARNINGS

- ⚡ Please turn off power before install or change assembly parts.
- ⚡ The input voltage and lamps should be matched, after connecting the power line.
- ⚡ Please make sure the wiring section is insulated.
- ⚡ Professionals must install and disassemble the lamps.
- ⚡ Surge is the number 1 cause of LED light failure. Outdoor lights must have surge at fixture, pole, and breaker.
- ⚡ Surge is the number 1 cause of LED light failure. Indoor lights must have surge at fixture and breaker.

PRODUCT TROUBLESHOOTING

Issue	Check points
Light Flickers	Check all wiring for disconnections, shorts and burnt wiring and connections. Confirm steady input voltage to the light fixture, fluctuating input voltage will harm the LED driver and can lead to premature failure. Lights with photocells can have photocell tag from ambient light or light reflecting at the sensor. Simply cover the photocell completely and see if flickering continues while the photocell is covered. Call Tech Support for help if none of the above solves the issue.
Light does not work at all.	Check all wiring for disconnections, shorts and burnt wiring and connections. Confirm steady input voltage to the light fixture, fluctuating input voltage will harm the LED driver and can lead to premature failure. If input voltage is not in the voltage range of the fixture, you will need to find the source of your input voltage issue. Call Tech Support for help if none of the above solves the issue.

For more technical information, install questions, troubleshooting help or warranty claims, we have a dedicated US Tech and Customer Support Team to help solve any issues you have and can be reached by email or phone. If you need help with any of our products, we are here for you so that you are never in the dark!



**BETTER LIGHTS.  
BETTER SUPPORT.**



**CERTIFIED**



**LISTED**





US based  
phone and online  
customer support

