

200W VULCAN II | LED EXPLOSION PROOF LIGHT



PRODUCT DESCRIPTION

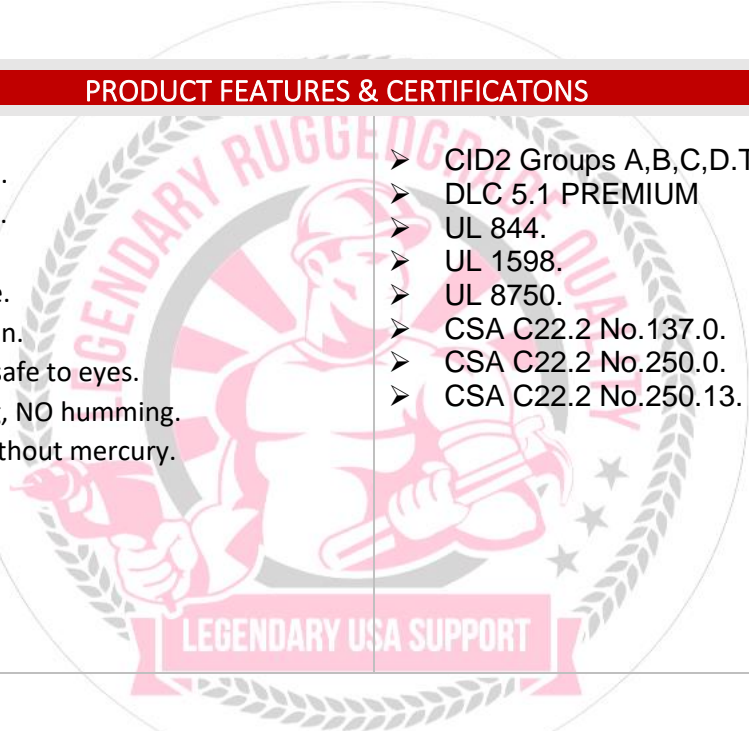
The New VULCAN Series is here with a slim new design but keeps all toughness of an explosion proof light. This New model comes with all necessary Class 1 division II certifications!



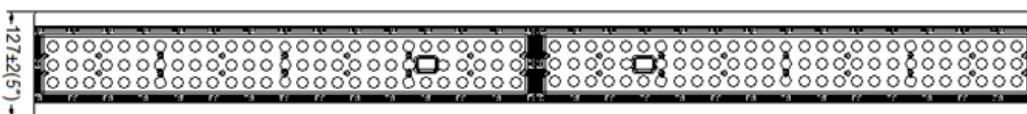
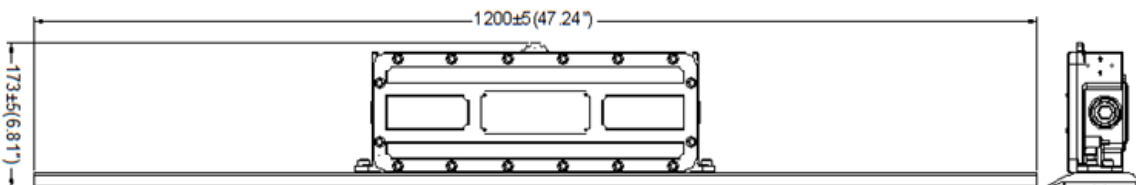
PART#: RGL-VULCAN2-200W

PRODUCT FEATURES & CERTIFICATIONS

- UL cUL and DLC certificate.
- Input voltage 120-277VAC.
- No UV or IR in the beam.
- Easy to install and operate.
- Energy saving, long lifespan.
- Light is soft and uniform, safe to eyes.
- Instant start, NO flickering, NO humming.
- Green and eco-friendly without mercury.
- CID2 Groups A,B,C,D.T4/T4A
- DLC 5.1 PREMIUM
- UL 844.
- UL 1598.
- UL 8750.
- CSA C22.2 No.137.0.
- CSA C22.2 No.250.0.
- CSA C22.2 No.250.13.



PRODUCT DIMENSIONS



LEGENDARY USA SUPPORT



US based phone and online customer support



Rugged Grade Lighting
Industrial Grade Solutions



888-953-2476
sales@ruggedgrade.com

PRODUCT TECHNICAL SPECIFICATIONS

OPTICAL	Input Power (Tolerance : ±10%)	200W		
	Color Temperature	5000K		
	Cover	Clear Lens	PC Lens+wire guard	PC LENS
	Lumen (Tolerance : -10%)	31600LM	29600LM	30600LM
	Efficacy (Tolerance : -3%)	158 LM/W	148 LM/W	153 LM/W
	Beam Angle (50%) (Tolerance :	80°	80°	110°
	Color Consistency	< 6 Steps (or < 6 SDCM)		
	UGR (Glare Rating)	< 28 (X=4H, Y=8H; S/H=1; Reflectances: 70%/50%/20%)		
	Diffuser Type	PC Lens		
CRI	>80			
ELECTRICAL	Input Voltage and Frequency	120-277VAC, 50/60Hz		
	PF (Tolerance : -3%)	≥0.9		
	THD (Tolerance : +5%)	≤20%		
	Flicker Percent	< 5%		
	Driver Brand	Sosen		
	Driver Model	SS-200VP-56BH		
	Driver Surge protection	L/N-PE: 10kV, L-N: 6kV		
	LED Brand	Lumileds		
	LED Type	SMD3030		
MATERIALS	LED QTY	320PCS		
	Housing	Die-cast aluminum		
	Housing Color	Gray/Yellow		
	Waterproof Rating	WET (IP66)		
	Operating Temperature	-40°C TO 65°C		
	Storage Temperature	-40°C TO 90°C		
	Operating Humidity	10% - 90% RH		
OTHERS	Storage Humidity	5% - 95% RH		
	Warranty	5 years warranty with 24/7 operating hours Luminaire lifetime at		

PRODUCT MOUNTS & ACCESSORIES



CM-side surface mount




PM-Installation mode of road lamp pole



FM-shape buckle



HM-Hchain mount



WG-wire guard





PRODUCT IMAGES & ACTUAL INSTALLATIONS

1. Suitable for gas station, petroleum and chemical industries, coal mine, military, airport, warehouse, marine etc.
2. Zone1 & Zone2 gaseous environment, and Zone21 & Zone22 dust environment.
3. Class I Division 2 Group A, B, C, D



Chemical Factory



Offshore Oil Mining



Military Ship



Army Base



Gas Station




Petrol Process Factory



Traning Camp



Navy Port



PHOTOMETRICS

Light Distribution Testing Parameters <110° >

Luminaire Property

Luminaire Manufacturer:

Voltage: 121.1 V

Power: 202.80 W

Current: 1.678 A

Power Factor: 0.998

Photometric Results

IES Classification: Type II

Total Rated Lamp Lumens: 31105.9 lm

Efficiency: 100%

Upward Ratio: 1%

Central Intensity: 10818.14 cd

Pos of Max. Intensity: H45 V1

Longitudinal Classification: Very Short

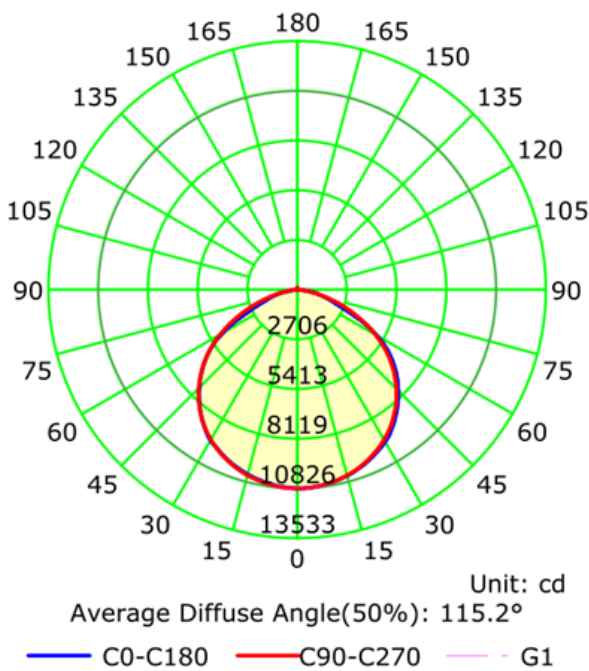
Measurement Flux: 31105.9 lm

Downward Ratio: 99%

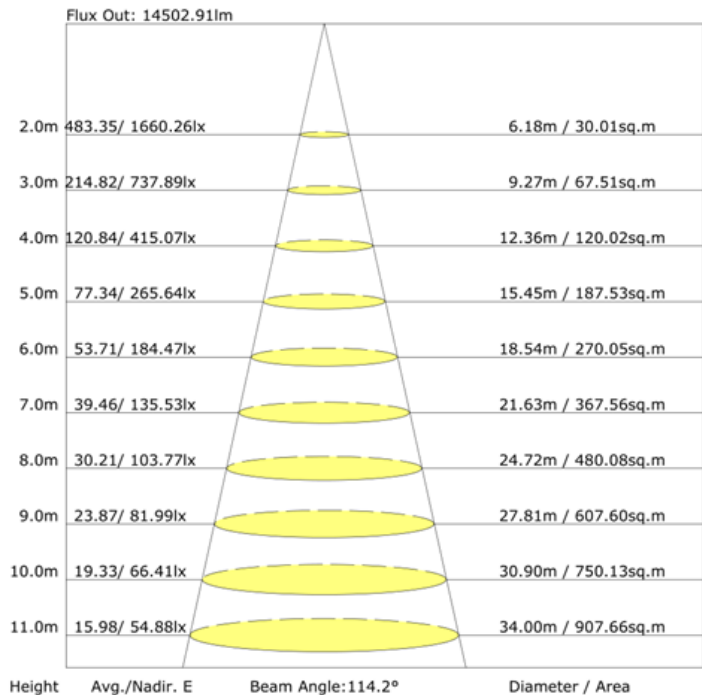
Luminaire Efficacy Rating (LER): 153.43

Max. Intensity: 10826.47 cd

Luminous Intensity Distribution Curve



The Average Illuminance Effective Figure



DLC SPECS

Product ID: S-2NW5HR ×



RGL-VULCAN2-200WBS8D1-abc50

Manufacturer: RuggedGrade
Brand: RUGGEDGRADE

PRODUCT OVERVIEW

Model Number	RGL-VULCAN2-200WBS8D1-abc50
Classification	Standard
Primary Use	Specialty: Hazardous Environment High Bay
Reported Input Wattage	199 W
Reported Light Output	30719 lm
Reported CCT	5000 K
Reported CRI (Ra)	82
Product ID	S-2NW5HR
DLC Family Code	BCBAFA
Listing Status	Listed
Date Qualified	2025-08-19

PRODUCT INFORMATION

Qualified Product List	Solid State Lighting
Technical Requirements Version	5.1
Product ID	S-2NW5HR
Manufacturer	RuggedGrade
Brand	RUGGEDGRADE
Model Number	RGL-VULCAN2-200WBS8D1-abc50
Parent	No
Classification	Standard

PRODUCT CATEGORIZATION

[VIEW DETAILS](#)

CONTROL FEATURES

[VIEW DETAILS](#)

REPORTED PHOTOMETRIC PERFORMANCE

Reported Light Output	30719 lm
Reported Efficacy (AC)	154.38 lm/W
Reported CCT	5000 K
Reported CRI (Ra)	82
Reported R9	3
Reported IES Rf	84
Reported IES Rg	96
Reported IES Rcs,h1	-12

REPORTED ELECTRICAL PERFORMANCE

Reported Input Wattage	199 W
Reported Total Harmonic Distortion	15 %
Reported Power Factor	0.9
Reported Maximum Input Wattage	199
Reported Default Input Wattage	199 W
Voltage Range	120-277 V



PRODUCT PACKAGING

Lamps Net Weight	Outer box		
10.5kg [23.15 LBS]	size	Qty/ Carton	Weight/Carton
	1270*190*240mm [50.00*7.48*9.45 inch]	1PC	11.8kg [26.01 LBS]

b*Tolerance of Carton Size: ± 15 MM, Tolerance of Weight: $\pm 10\%$.



PRODUCT WARNINGS

- ⚡ Please turn off power before install or change assembly parts.
- ⚡ The input voltage and lamps should be matched, after connecting the power line.
- ⚡ Please make sure the wiring section is insulated.
- ⚡ Professionals must install and disassemble the lamps.
- ⚡ Surge is the number 1 cause of LED light failure. Outdoor lights must have surge at fixture, pole, and breaker.
- ⚡ Surge is the number 1 cause of LED light failure. Indoor lights must have surge at fixture and breaker.

PRODUCT TROUBLESHOOTING

Issue	Check points
Light Flickers	Check all wiring for disconnections, shorts and burnt wiring and connections. Confirm steady input voltage to the light fixture, fluctuating input voltage will harm the LED driver and can lead to premature failure. Lights with photocells can have photocell tag from ambient light or light reflecting at the sensor. Simply cover the photocell completely and see if flickering continues while the photocell is covered. Call Tech Support for help if none of the above solves the issue.
Light does not work at all.	Check all wiring for disconnections, shorts and burnt wiring and connections. Confirm steady input voltage to the light fixture, fluctuating input voltage will harm the LED driver and can lead to premature failure. If input voltage is not in the voltage range of the fixture, you will need to find the source of your input voltage issue. Call Tech Support for help if none of the above solves the issue.

For more technical information, install questions, troubleshooting help or warranty claims, we have a dedicated US Tech and Customer Support Team to help solve any issues you have and can be reached by email or phone. If you need help with any of our products, we are here for you so that you are never in the dark!

BETTER LIGHTS. BETTER SUPPORT.

