

200W CALADAN | LED EXPLOSION PROOF LIGHT



PRODUCT DESCRIPTION

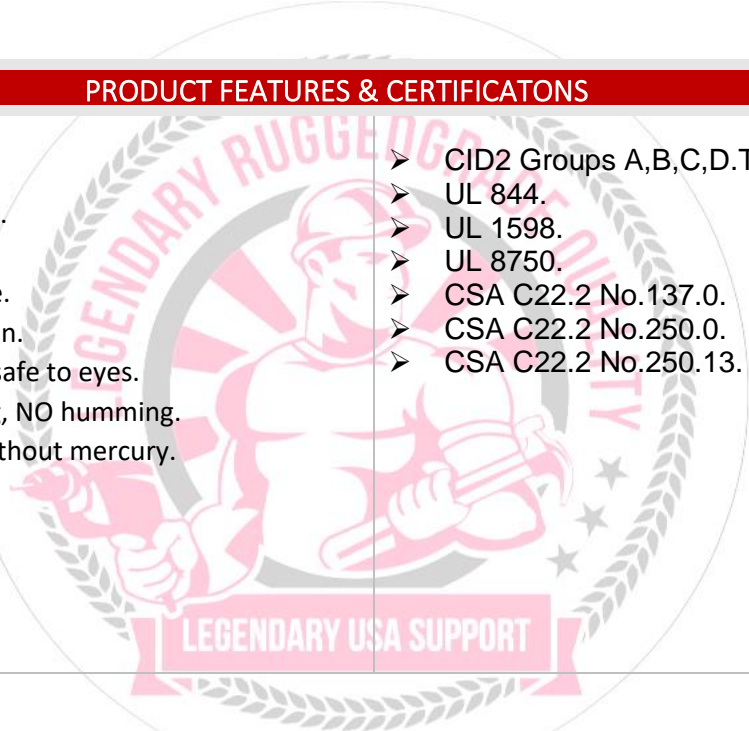
The New CALADAN Series is here with a slim new design but keeps all toughness of an explosion proof light. This New model comes with all necessary Class 1 division II certifications!



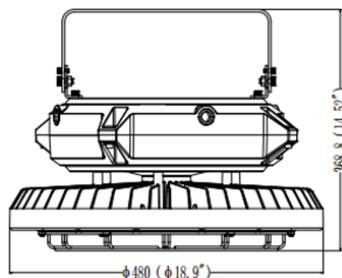
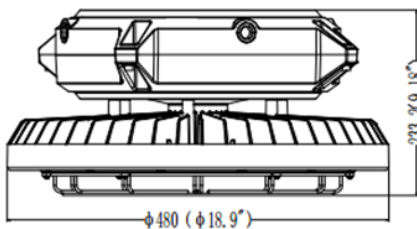
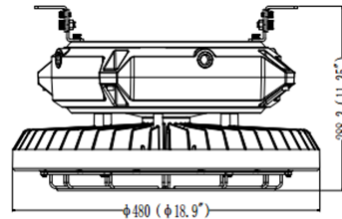
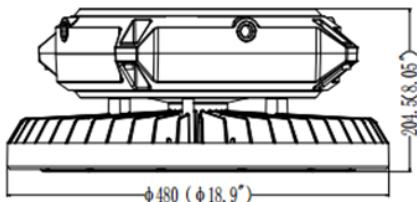
Part #: RGL-CALADAN-200W

PRODUCT FEATURES & CERTIFICATIONS

- UL cUL certificate.
- Input voltage 120-277VAC.
- No UV or IR in the beam.
- Easy to install and operate.
- Energy saving, long lifespan.
- Light is soft and uniform, safe to eyes.
- Instant start, NO flickering, NO humming.
- Green and eco-friendly without mercury.
- CID2 Groups A,B,C,D.T4/T4A
- UL 844.
- UL 1598.
- UL 8750.
- CSA C22.2 No.137.0.
- CSA C22.2 No.250.0.
- CSA C22.2 No.250.13.



PRODUCT DIMENSIONS



Rugged Grade Lighting
Industrial Grade Solutions



LEGENDARY USA SUPPORT



US based
phone and online
customer support



5 YEARS
WARRANTY



888-953-2476
sales@ruggedgrade.com



PRODUCT TECHNICAL SPECIFICATIONS

OPTICAL	Input Power (Tolerance : ±10%)	200W/150W/100W(Wattage selectable)			
	Color Temperature	2700K-6500K			
	Cover	Clear Glass	Clear Glass+ Lens	Clear Glass+Wire Gaurd	Clear Striped Spherical Glass
	Lumen (Tolerance : -10%)	33000LM	31600LM	31000LM	29000LM
	Efficacy (Tolerance : -3%)	165LM/W	145LM/W	142LM/W	145LM/W
	CRI	>80			
	Color Consistency	< 7 Steps (or < 7 SDCM)			
	UGR (Glare Rating)	< 28 (X=4H, Y=8H; S/H=1; Reflectances: 70%/50%/20%)			
	Diffuser Type	PC Lens			
	Beam Angle (50%) (Tolerance :	110 Degree			
ELECTRICAL	Input Voltage and Frequency	120-277VAC, 50/60Hz			
	PF (Tolerance : -3%)	≥0.9			
	THD (Tolerance : +5%)	≤20%			
	Flicker Percent	< 5%			
	Driver Brand	Sosen			
	Driver Model	SS-240M-228BH			
	Driver Surge protection	L/N-PE: 10kV, L-N: 10kV			
	LED Brand	Lumileds			
	LED Type	SMD2835			
MATERIALS	LED QTY	864PCS			
	Housing	Die-cast aluminum			
	Housing Color	Grey, or Customized			
	Waterproof Rating	WET (IP66)			
	Operating Temperature	-40°C TO 60°C			
	Storage Temperature	-40°C TO 90°C			
OTHERS	Operating Humidity	10% - 90% RH			
	Storage Humidity	5% - 95% RH			
	Warranty	5 years warranty with 24/7 operating hours Luminaire lifetime at 25°C.			

PRODUCT MOUNTS & ACCESSORIES



Wire guard



CM-Bracket ceiling mount



U-Bracket mount



PM-Installation mode of road lamp pole





PRODUCT IMAGES & ACTUAL INSTALLATIONS

1. Suitable for gas station, petroleum and chemical industries, coal mine, military, airport, warehouse, marine etc.
2. Zone1 & Zone2 gaseous environment, and Zone21 & Zone22 dust environment.
3. Class I Division 2 Group A, B, C, D



Chemical Factory



Offshore Oil Mining



Military Ship



Army Base



Gas Station



Petrol Process Factory



Traning Camp



Navy Port



Luminaire Property

Luminaire Manufacturer:

Voltage: 277.8 V

Power: 202.19 W

Current: 0.762 A

Power Factor: 0.956

Photometric Results

IES Classification: Type II

Total Rated Lamp Lumens: 35385.2 lm

Efficiency: 100%

Upward Ratio: 1%

Central Intensity: 12432.95 cd

Pos of Max. Intensity: H135 V1

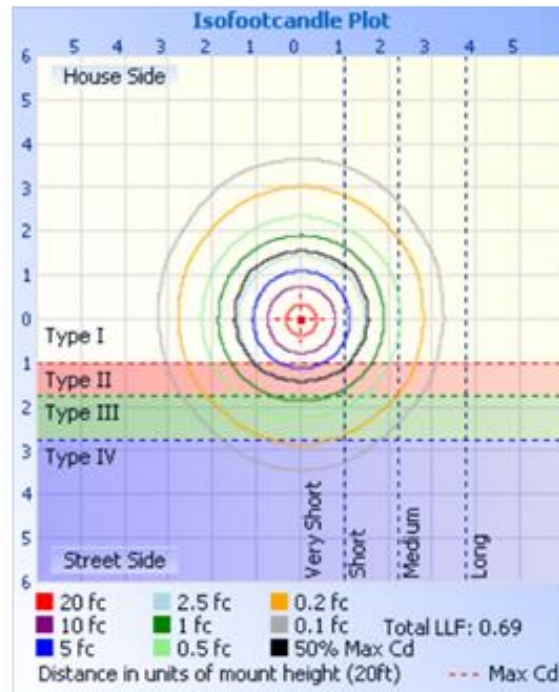
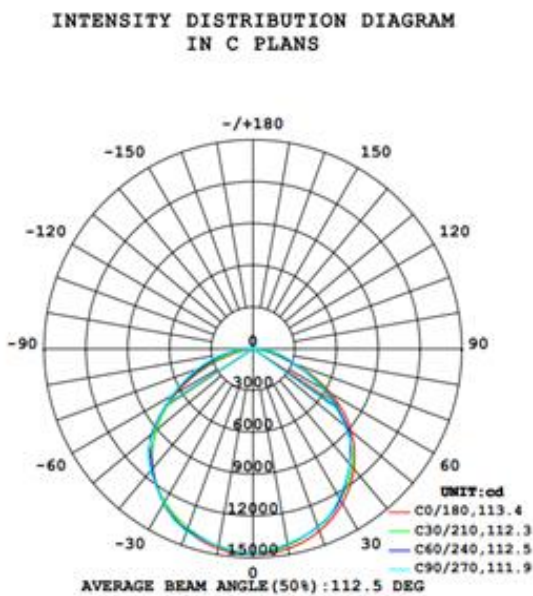
Longitudinal Classification: Very Short

Measurement Flux: 35385.2 lm

Downward Ratio: 99%

Luminaire Efficacy Rating (LER): 175.06

Max. Intensity: 12437.75 cd



PRODUCT PACKAGING

Bracket Type	Carton Size	Qty / Carton	Net Weight / Carton	Gross Weight / Carton
TM/HM	530*530*260 MM	1 PC	16.6 KG	18.5 KG



b*Tolerance of Carton Size: ± 15 MM, Tolerance of Weight: $\pm 10\%$.



PRODUCT WARNINGS

- ⚡ Please turn off power before install or change assembly parts.
- ⚡ The input voltage and lamps should be matched, after connecting the power line.
- ⚡ Please make sure the wiring section is insulated.
- ⚡ Professionals must install and disassemble the lamps.
- ⚡ Surge is the number 1 cause of LED light failure. Outdoor lights must have surge at fixture, pole, and breaker.
- ⚡ Surge is the number 1 cause of LED light failure. Indoor lights must have surge at fixture and breaker.

PRODUCT TROUBLESHOOTING

Issue	Check points
Light Flickers	Check all wiring for disconnections, shorts and burnt wiring and connections. Confirm steady input voltage to the light fixture, fluctuating input voltage will harm the LED driver and can lead to premature failure. Lights with photocells can have photocell tag from ambient light or light reflecting at the sensor. Simply cover the photocell completely and see if flickering continues while the photocell is covered. Call Tech Support for help if none of the above solves the issue.
Light does not work at all.	Check all wiring for disconnections, shorts and burnt wiring and connections. Confirm steady input voltage to the light fixture, fluctuating input voltage will harm the LED driver and can lead to premature failure. If input voltage is not in the voltage range of the fixture, you will need to find the source of your input voltage issue. Call Tech Support for help if none of the above solves the issue.

For more technical information, install questions, troubleshooting help or warranty claims, we have a dedicated US Tech and Customer Support Team to help solve any issues you have and can be reached by email or phone. If you need help with any of our products, we are here for you so that you are never in the dark!

BETTER LIGHTS. BETTER SUPPORT.

