

# 150W NSF | LED UFO HIGHBAY LIGHT



## PRODUCT DESCRIPTION

THIS NSF UFO BRINGS YOU THE PINACLE IN FOOD SAFETY LIGHTING. IT LETS YOU LIGHT UP ANYTHING FROM SIMPLE FRUITS AND VEGETABLES ALL THE WAY UP TO PRIME CUT MEATS AND MORE. ITS PERFECT FOR SUPERMARKETS AND EVEN FOOD PROCESSING SPACES.!

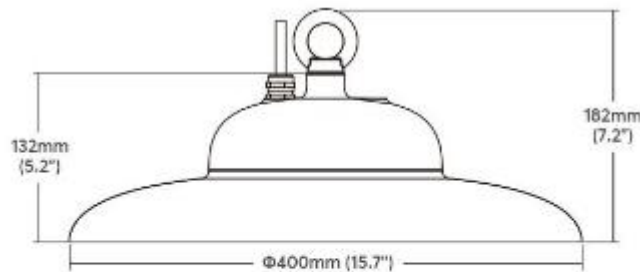


PART #: RG-150W-NSF

## PRODUCT FEATURES & COMMON USE APPLICATIONS

- UL cUL certificate.
- Wattage and Color Selectable
- Lumileds or Samsung Chip, high CRI.
- Input voltage 120-277VAC.
- Output constant current lever can be adjusted through output cable with 0-10V.
- No UV or IR in the beam.
- Easy to install and operate.
- Energy saving, long lifespan.
- Light is soft and uniform, safe to eyes.
- Instant start, NO flickering, NO humming.
- Green and eco-friendly without mercury.
- Food Processing Spaces
- Pharmaceutical Factory
- Farm
- Car Wash
- Super Market

## PRODUCT DIMENSIONS



3030/2835  
LED CHIP



140  
Lm/W



21,000-28,000LM



110° Beam Angle

Rugged Grade Lighting  
Industrial Grade Solutions



## LEGENDARY USA SUPPORT



US based  
phone and online  
customer support



CERTIFIED

5 YEARS  
WARRANTY

5 YEARS  
WARRANTY

UL

LISTED



888-953-2476  
sales@ruggedgrade.com



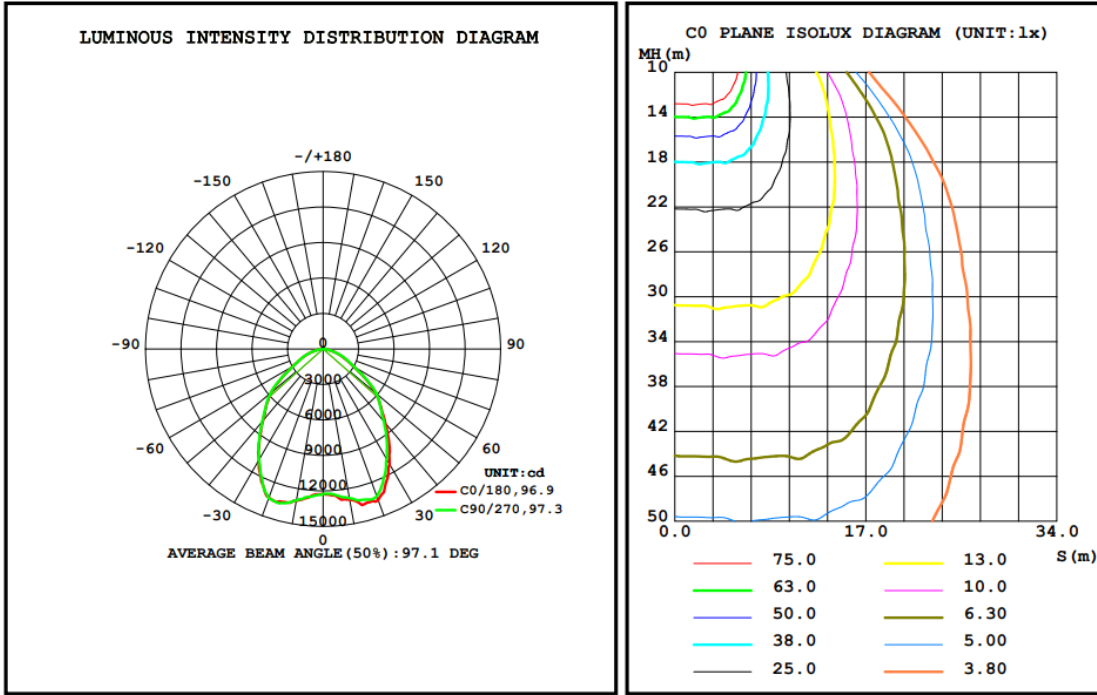
## PRODUCT TECHNICAL SPECIFICATIONS

<b>OPTICAL</b>	Input Power (Tolerance : ±10%)	150 Watts
	Color Temperature (Color Selectable)	5000K
	Lumen (Tolerance : -10%)	21000LM
	Efficacy (Tolerance : -3%)	140LM/W
	CRI	>80
	Color Consistency	< 7 Steps (or < 7 SDCM)
	UGR (Glare Rating)	< 28 (X=4H, Y=8H; S/H=1; Reflectances: 70%/50%/20%)
	Diffuser Type	PC Lens
	Beam Angle (50%) (Tolerance :	110 Degree
	Certifications	NSF, UL listed, FCC, CE, RoHS, TUV, SAA
<b>ELECTRICAL</b>	Input Voltage and Frequency	120-277VAC, 50/60Hz
	PF (Tolerance : -3%)	≥0.9
	THD (Tolerance : +5%)	≤20%
	Flicker Percent	< 5%
	Driver Brand	Rugged Grade Lighting
	Driver Model	Rugged Grade Lighting Driver
	Driver Surge protection	L/N-PE: 6kV, L-N: 4kV
	Dimming	0-10V dimming standard
	Optional Accessory	Motion Sensor, Surge-protective Device
<b>MATERIALS</b>	LED Brand	Lumileds
	LED Type	SMD2835
	LED QTY	233PCS
	Housing	Die-cast aluminum
	Housing Color	Black, White, or Customized
	Waterproof Rating	WET (IP66)
<b>OTHERS</b>	Operating Temperature	-36°C TO 60°C
	Storage Temperature	-40°C TO 80°C
	Operating Humidity	20% - 90% RH
	Storage Humidity	10% - 95% RH
	Warranty	5 years warranty with 24/7 operating hours Luminaire lifetime

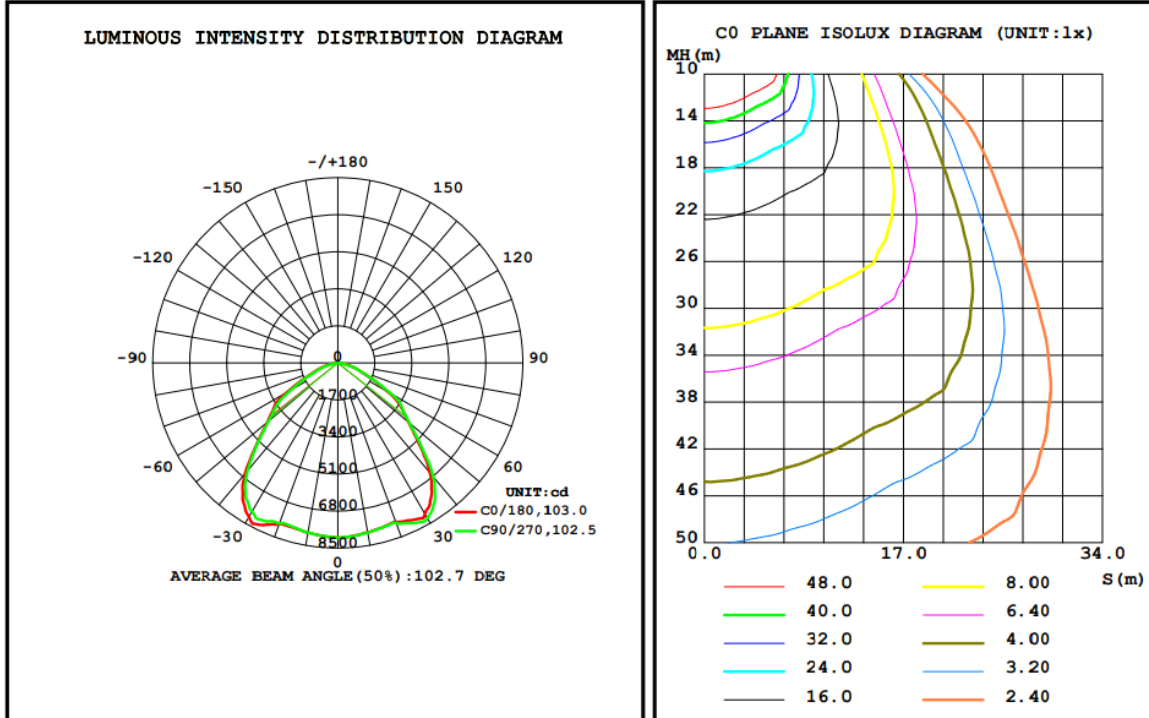
## PRODUCT MOUNTS & ACCESSORIES



PRODUCT IMAGES & ACTUAL INSTALLATIONS



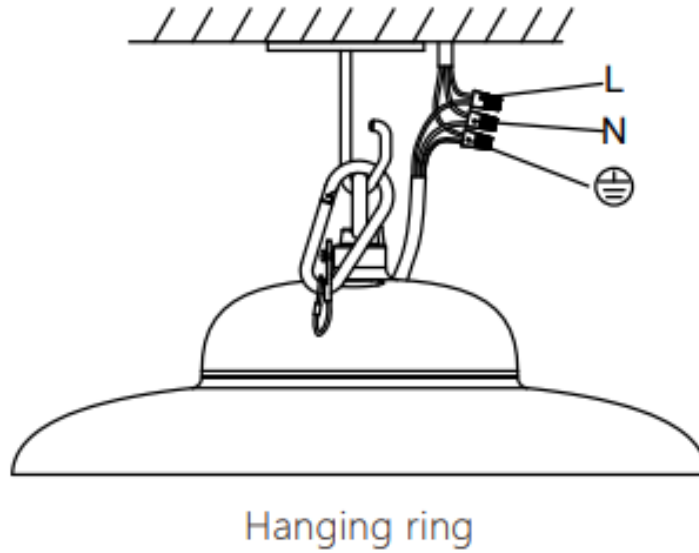
200W



150W



## INSTALLATION



## Wiring diagram

### Wiring Connection

Turn off the power, connect AC wire.

Dimmer connection ( With dimmable driver.)

1. Compatible with 0-10V dimming.
2. Connect wires as below (Figure 1).

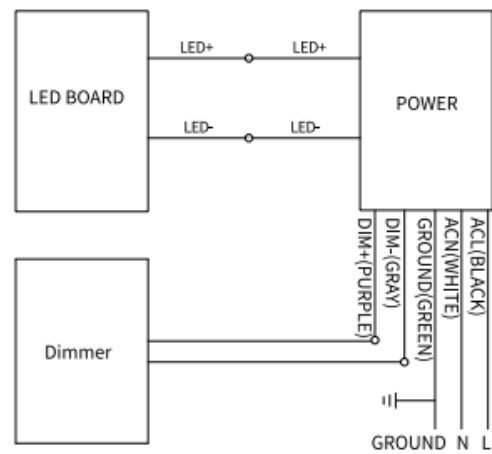


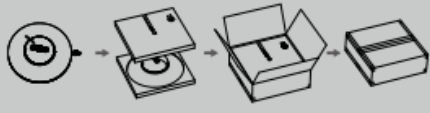
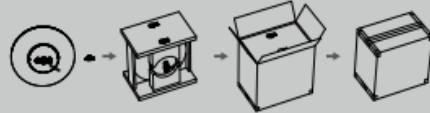
Figure 1



## PRODUCT PACKAGING

Model	100W/150W/200W	
Packing	Carton	Carton
Packing QTY	1pcs/CTN	2pcs/CTN
CTN SIZE	444x444x164 MM 17.5x17.5x6.5 INCH	444x292x444 MM 17.5x11.5x17.5 INCH
N.W.	5KG/11LB	10KG/22LB
G.W.	5.9KG/13LB	11KG/24.2LB
20GP	732CTN	400CTN
40GP	1556CTN	848CTN
40HQ	1992CTN	1116CTN

<p>Carton H6 1PCS</p> 	<p>Carton H6 2PCS</p> 
---------------------------------------------------------------------------------------------------------	----------------------------------------------------------------------------------------------------------

\*Tolerance of Carton Size:  $\pm 15$  MM, Tolerance of Weight:  $\pm 10\%$ .



PRODUCT WARNINGS

- ⚡ Please turn off power before install or change assembly parts.
- ⚡ The input voltage and lamps should be matched, after connecting the power line.
- ⚡ Please make sure the wiring section is insulated.
- ⚡ Professionals must install and disassemble the lamps.
- ⚡ Surge is the number 1 cause of LED light failure. Outdoor lights must have surge at fixture, pole, and breaker.
- ⚡ Surge is the number 1 cause of LED light failure. Indoor lights must have surge at fixture and breaker.

PRODUCT TROUBLESHOOTING

Issue	Check points
Light Flickers	Check all wiring for disconnections, shorts and burnt wiring and connections. Confirm steady input voltage to the light fixture, fluctuating input voltage will harm the LED driver and can lead to premature failure. Lights with photocells can have photocell tag from ambient light or light reflecting at the sensor. Simply cover the photocell completely and see if flickering continues while the photocell is covered. Call Tech Support for help if none of the above solves the issue.
Light does not work at all.	Check all wiring for disconnections, shorts and burnt wiring and connections. Confirm steady input voltage to the light fixture, fluctuating input voltage will harm the LED driver and can lead to premature failure. If input voltage is not in the voltage range of the fixture, you will need to find the source of your input voltage issue. Call Tech Support for help if none of the above solves the issue.

For more technical information, install questions, troubleshooting help or warranty claims, we have a dedicated US Tech and Customer Support Team to help solve any issues you have and can be reached by email or phone. If you need help with any of our products, we are here for you so that you are never in the dark!

**BETTER LIGHTS.  
BETTER SUPPORT.**

