

120W PEGASUS III | LED CORN BULB



PRODUCT DESCRIPTION

Pegasus III adds a wattage selectable feature, top level DLC 5.1 Premium certification, with an Ultra-Efficient 145+ lumens per watt and a new clean design.

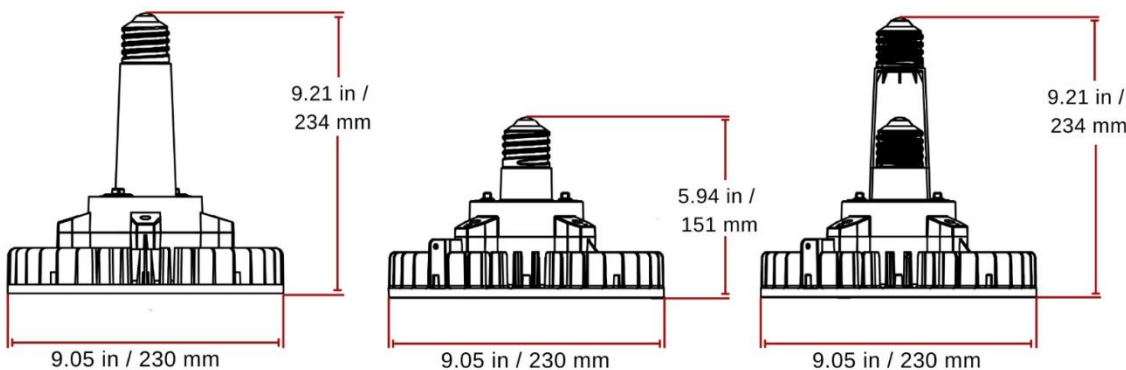


DLC #: RGL-PEGASUS-3-TT-120W

PRODUCT FEATURES & COMMON USE APPLICATIONS

- UL cUL certificate
 - E39 EX39 lamp base.
 - Big heat sink, With fan
 - Internal driver,
 - input voltage AC120-277V
 - 0-10V dimming .
 - Wattage adjustable options are available, segmented wattage adjustable
 - Meet 6KV surge immunity level
 - Long lifespan and good heat dissipation
 - Direct replacement for Metal Halide, easy installation
 - Fits many different fixtures to replace traditional lamps
 - Rotatable to make sure the luminous direction of led area lamp is consistent with the outside fixture
- Used in factories, construction sites, stadiums, supermarkets, mining areas and etc.

PRODUCT DIMENSIONS



Rugged Grade Lighting
Industrial Grade Solutions



888-953-2476
sales@ruggedgrade.com

LEGENDARY USA SUPPORT



US based
phone and online
customer support





PRODUCT TECHNICAL SPECIFICATIONS

OPTICAL	Input Power (Tolerance : ±10%)	120W(Wattage Selectable:120/100/80)		
	Color Temperature	3000K	4000K	5000K
	Lumen (Tolerance : -10%)	17945LM	18562LM	18661LM
	Efficacy (Tolerance : -3%)	148LM/W	158LM/W	154LM/W
	CRI	>80		
	Color Consistency	<7 Steps (or <7 SDCM)		
	Diffuser Type	Clear PC		
	Beam Angle (50%) (Tolerance :	100Degree		
ELECTRICAL	Input Voltage and Frequency	120-277VAC, 50/60Hz		
	PF (Tolerance : -3%)	≥0.9		
	THD (Tolerance : +5%)	≤20%		
	Flicker Percent	<72%		
	Driver Brand	Rugged Grade Lighting		
	Driver Model	Rugged Grade Lighting Driver		
	Driver Surge protection	L-N: 6kV , L&N-E: 6kV		
	Dimming	0-10V dimming standard (through manual knob on the lamp)		
	Optional Accessory	Motion Microwave sensor, Motion PIR sensor		
MATERIALS	LED Brand	Lumileds		
	LED Type	SMD2835		
	LED QTY	288 pcs of 3000K + 288 pcs of 5000K		
	Housing	PC+ aluminum		
	Housing Color	All Color		
	Waterproof Rating	DAMP (IP64)		
OTHERS	Operating Temperature	Without Motion Sensor: -40°C TO 50°C; With Motion Sensor: -3		
	Storage Temperature	-40°C TO 80°C		
	Operating Humidity	20% - 70% RH		
	Storage Humidity	10% - 75% RH		
Warranty	5 years warranty with 24/7 operating hours Luminaire lifetime at			

PRODUCT MOUNTS & ACCESSORIES



PRODUCT IMAGES & ACTUAL INSTALLATIONS



PHOTOMETRICS

Remark: The testing data comes from the product in luminaires (CCT=3000K).

Luminaire Property

Luminaire Manufacturer:
 Luminaire Category:
 Lamp Catalog:
 Number of Lamps:
 Luminous Length (mm):
 Luminous Height (mm):
 Current: 1.014 A
 Power Factor: 0.996


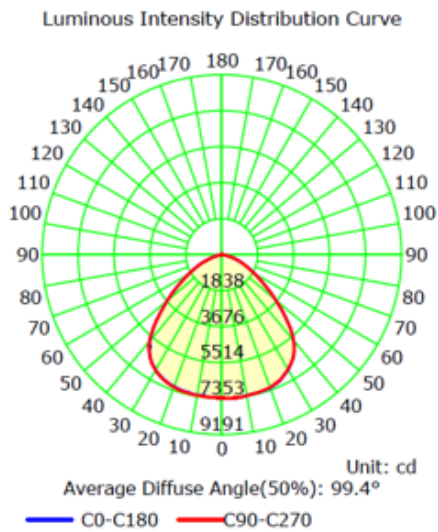
Luminaire Description:
 Lamp Description:
 Lumens per Lamp:
 Luminous Width (mm):
 Voltage: 120.0 V
 Power: 121.23 W

Photometric Results

IES Classification: Type II
 Total Rated Lamp Lumens: 17944.5 lm
 Efficiency: 100%
 Upward Ratio: 0%
 C0r0 Intensity: 7317.95 cd
 Pos of Max. Intensity: H45 V7
 Beam Angle(C0/C180,C90/C270,C45/C225,C135/315): 99.4, 99.5, 99.5, 100.0

Longitudinal Classification: Very Short
 Measurement Flux: 17944.5 lm
 Downward Ratio: 100%
 Luminaire Efficacy Rating (LER): 148.07
 Max. Intensity: 7353.07 cd

Illuminance at a Distance



DLC PRODUCT SPEC

Product ID: S-G6P2LZ



RGL-PEGASUS-3-TT-120WBDA1-abdcK

Manufacturer: RuggedGrade
Brand: RuggedGrade

PRODUCT OVERVIEW	
Model Number	RGL PEGASUS 3 TT 120WBDA1-abdcK
Classification	Standard
Primary Use	Replacement Lamps for High Bay Luminaires (Type B)
Reported Input Wattage	121.2 W
Reported Light Output	17945 lm
Reported CCT	3000 K
Reported CRI (Ra)	82
Product ID	S-G6P2LZ
DLC Family Code	EMWBNY
Listing Status	Listed
Date Qualified	2024-03-25

PRODUCT INFORMATION	
Qualified Product List	Solid State Lighting
Technical Requirements Version	5.1
Product ID	S-G6P2LZ
Manufacturer	RuggedGrade
Brand	RuggedGrade
Model Number	RGL PEGASUS 3 TT 120WBDA1-abdcK
Parent	No
Classification	Standard

PRODUCT CATEGORIZATION [VIEW DETAILS](#)

CONTROL FEATURES [VIEW DETAILS](#)

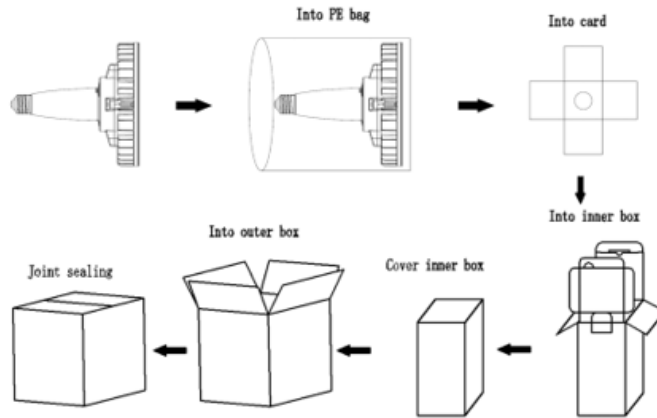
REPORTED PHOTOMETRIC PERFORMANCE	
Reported Light Output	17945 lm
Reported Efficacy (AC)	148.02 lm/W
Reported CCT	3000 K
Reported CRI (Ra)	82
Reported R9	4
Reported IES Rf	84
Reported IES Rg	96
Reported IES Rcs,h1	-12

REPORTED ELECTRICAL PERFORMANCE	
Reported Input Wattage	121.2 W
Reported Total Harmonic Distortion	15 %
Reported Power Factor	0.9
Reported Minimum Input Wattage	120 W
Reported Maximum Input Wattage	121.2
Reported Default Input Wattage	121.2 W
Voltage Range	120-277 V



PRODUCT PACKAGING

	Size	Qty / Carton	Net Weight / Carton	Gross Weight / Carton
Inner box	235*235*290 MM	1 PC	1.45KG	1.85KG
Outer box	490*490*310MM	4PCS	5.8 KG	8.5 KG



PRODUCT WARNINGS

- ⚡ Please turn off power before install or change assembly parts.
- ⚡ The input voltage and lamps should be matched, after connecting the power line.
- ⚡ Please make sure the wiring section is insulated.
- ⚡ Professionals must install and disassemble the lamps.
- ⚡ Surge is the number 1 cause of LED light failure. Outdoor lights must have surge at fixture, pole, and breaker.
- ⚡ Surge is the number 1 cause of LED light failure. Indoor lights must have surge at fixture and breaker.

PRODUCT TROUBLESHOOTING

Issue	Check points
Light Flickers	Check all wiring for disconnections, shorts and burnt wiring and connections. Confirm steady input voltage to the light fixture, fluctuating input voltage will harm the LED driver and can lead to premature failure. Lights with photocells can have photocell tag from ambient light or light reflecting at the sensor. Simply cover the photocell completely and see if flickering continues while the photocell is covered. Call Tech Support for help if none of the above solves the issue.
Light does not work at all.	Check all wiring for disconnections, shorts and burnt wiring and connections. Confirm steady input voltage to the light fixture, fluctuating input voltage will harm the LED driver and can lead to premature failure. If input voltage is not in the voltage range of the fixture, you will need to find the source of your input voltage issue. Call Tech Support for help if none of the above solves the issue.

For more technical information, install questions, troubleshooting help or warranty claims, we have a dedicated US Tech and Customer Support Team to help solve any issues you have and can be reached by email or phone. If you need help with any of our products, we are here for you so that you are never in the dark!

BETTER LIGHTS. BETTER SUPPORT.

