

1000W VELA XT SERIES | LED GROW LIGHT



PRODUCT DESCRIPTION

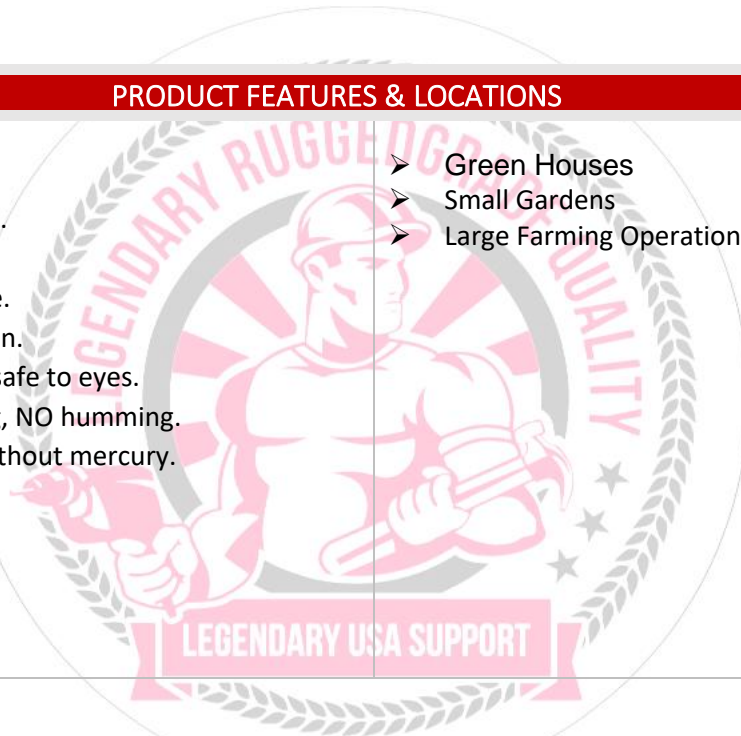
The Vela XT Series LED Grow Light 1000W is a high-performance horticultural lighting solution designed for optimal plant growth. Featuring Full Spectrum/Greenhouse Spectrum/Indoor Spectrum, it supports the cultivation of fruits, vegetables, and cannabis.



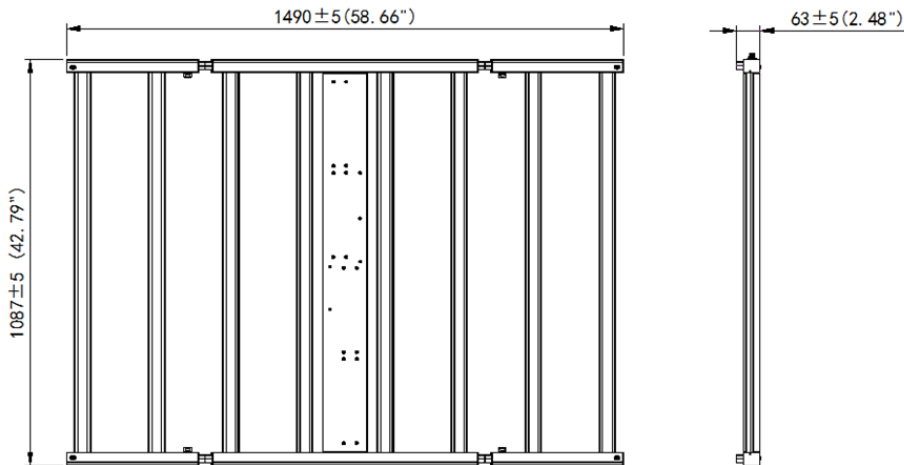
Part #: RGL-VELA-XT-2-1000W

PRODUCT FEATURES & LOCATIONS

- UL cUL certificate.
 - Input voltage 120-277VAC.
 - No UV or IR in the beam.
 - Easy to install and operate.
 - Energy saving, long lifespan.
 - Light is soft and uniform, safe to eyes.
 - Instant start, NO flickering, NO humming.
 - Green and eco-friendly without mercury.
- Green Houses
 - Small Gardens
 - Large Farming Operation



PRODUCT DIMENSIONS



Rugged Grade Lighting
Industrial Grade Solutions



LEGENDARY USA SUPPORT



US based
phone and online
customer support



CERTIFIED

5 YEARS
WARRANTY

UL

LISTED



888-953-2476
sales@ruggedgrade.com



PRODUCT TECHNICAL SPECIFICATIONS

OPTICAL	Input Power (Tolerance : $\pm 10\%$)	500W
	Photosynthetic photon flux (Tolerance : $\pm 10\%$)	2600 μmols
	Luminous Efficacy(Tolerance : -5%)	2.6 $\mu\text{mol/J}$
	Viewing Angle (Tolerance : $\pm 10\%$)	120°
	Spectrum	Full Spectrum/Greenhouse Spectrum/Indoor Spectrum
	CRI	>80
ELECTRICAL	Input Voltage and Frequency	120-277VAC, 50/60Hz
	PF (Tolerance : -3%)	≥ 0.9
	THD (Tolerance : +5%)	$\leq 20\%$
	Dimming	0-10V
	Driver Surge protection	L/N-PE: 10kV, L-N: 6kV
	Driver Brand	Rugged Grade Lighting
	Driver Model	RG-1000W-120-277V
	Housing	Aluminum Alloy
	Housing Color	White
	Waterproof Rating	WET(IP65)
MATERIALS	Operating Temperature	-40°C TO 50°C
	Storage Temperature	-40°C TO 80°C
	Storage Humidity	10%-95% RH
	Operating Humidity	10%-90% RH
	Warranty	5 years warranty with 24/7 operating hours Luminaire lifetime at 25°C.

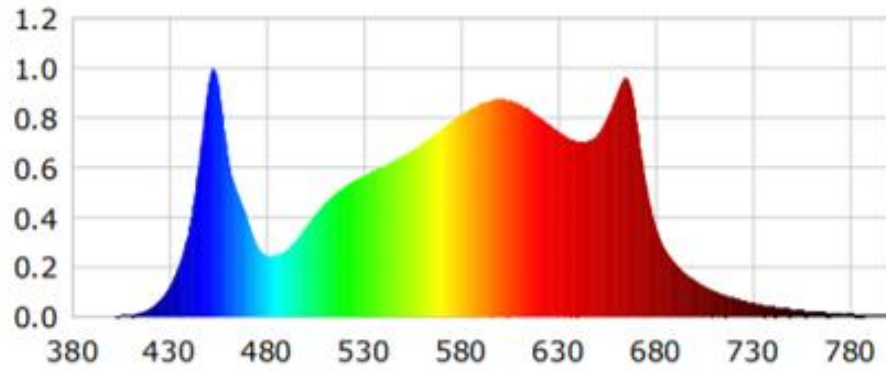
PRODUCT MOUNTS & ACCESSORIES



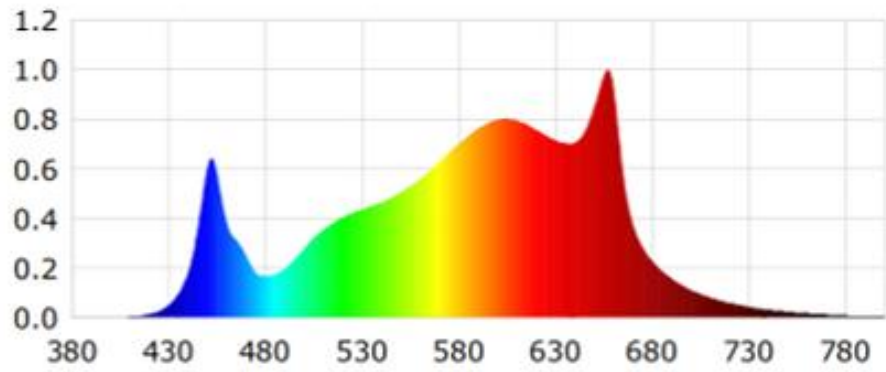


PHOTOMETRICS

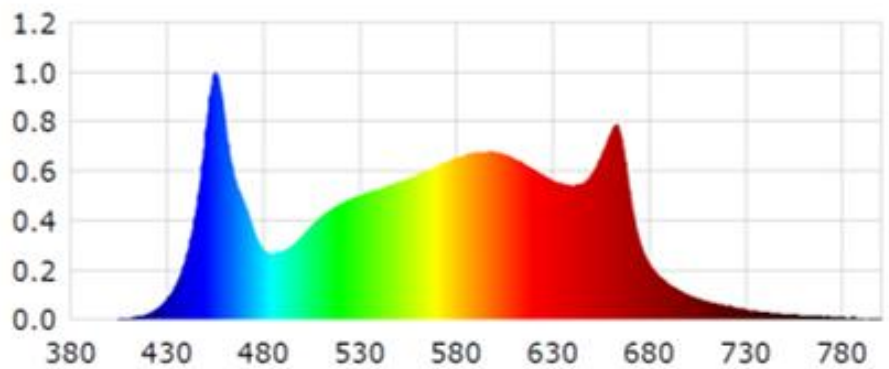
Full Spectrum



Indoor Spectrum

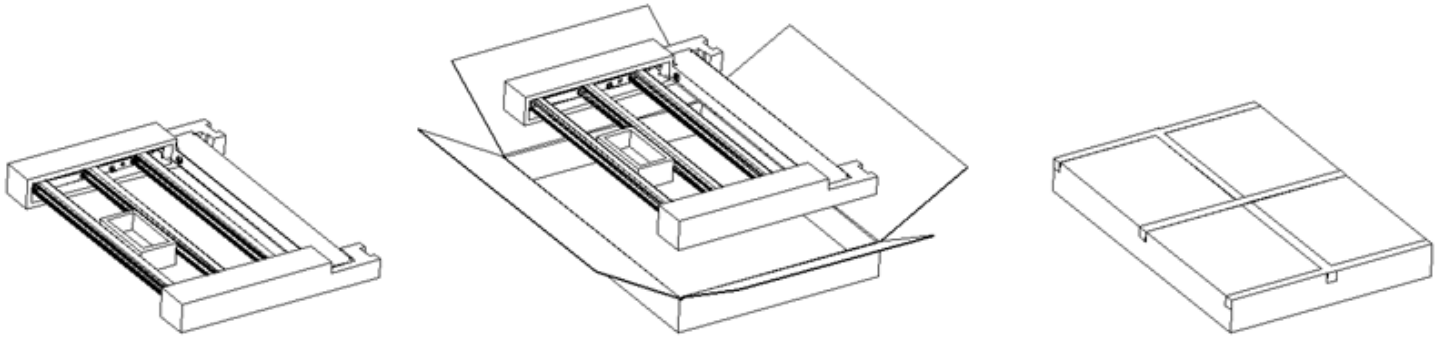


Greenhouse Spectrum



PRODUCT PACKAGING

	Carton Size	Qty / Carton	Net Weight / Carton	Gross Weight / Carton
Lamp Outer box	1150*843*140MM	1 PC	/	/



PRODUCT WARNINGS

- ⚡ Please turn off power before install or change assembly parts.
- ⚡ The input voltage and lamps should be matched, after connecting the power line.
- ⚡ Please make sure the wiring section is insulated.
- ⚡ Professionals must install and disassemble the lamps.
- ⚡ Surge is the number 1 cause of LED light failure. Outdoor lights must have surge at fixture, pole, and breaker.
- ⚡ Surge is the number 1 cause of LED light failure. Indoor lights must have surge at fixture and breaker.

PRODUCT TROUBLESHOOTING

Issue	Check points
Light Flickers	Check all wiring for disconnections, shorts and burnt wiring and connections. Confirm steady input voltage to the light fixture, fluctuating input voltage will harm the LED driver and can lead to premature failure. Lights with photocells can have photocell tag from ambient light or light reflecting at the sensor. Simply cover the photocell completely and see if flickering continues while the photocell is covered. Call Tech Support for help if none of the above solves the issue.
Light does not work at all.	Check all wiring for disconnections, shorts and burnt wiring and connections. Confirm steady input voltage to the light fixture, fluctuating input voltage will harm the LED driver and can lead to premature failure. If input voltage is not in the voltage range of the fixture, you will need to find the source of your input voltage issue. Call Tech Support for help if none of the above solves the issue.

For more technical information, install questions, troubleshooting help or warranty claims, we have a dedicated US Tech and Customer Support Team to help solve any issues you have and can be reached by email or phone. If you need help with any of our products, we are here for you so that you are never in the dark!

BETTER LIGHTS. BETTER SUPPORT.

