

RALIA SERIES

Product Spec Sheet



COMMERCIAL-GRADE

LED Work Light

Product Overview

Elevate your spaces with Ralia Series by Hetria Lighting. These cutting-edge LED lights feature integrated drivers, high lumen efficiency, built-in surge protection, UL listing for safety, and a 2-year warranty.

Experience innovation that's smaller, brighter, and environmentally friendly. Illuminate responsibly with Hetria Lighting!

Built to withstand the test of time, our units boast an impressive IP65 waterproof rating and are capable of enduring any harsh weather condition ensuring optimal outdoor performance. Illuminate your world with confidence and reliability.

Product Warranty



2-Year
Limited Warranty



150,000 Hrs

Applications

Factories, Libraries, Parks, Residentials, Supermarkets, Railway Stations, Advertising lighting, etc

Main Features

- **Crystal-Clear White Light:** Drawing just 50W of input power, it delivers an impressive 6,000 lumens. Dimming not available.
- **Elegant & Aesthetic Fixture and Housing:** Design to complement the light, crafted from aluminum with rich, enduring black powder coat for timeless beauty.
- **Elegance Meets Performance:** Its stylish design is matched by its impressive functionality so you can install with absolute confidence thanks to its reassuring 2-Year limited warranty.
- **UL Listed:** When you choose UL Certified products you are selecting Superior Quality, Enhance Safety & Unmatched Reliability.
- **Integrated Driver (Driver on Board):** Compact, Sleek & Lightweight! The integrated driver reduces the size, streamlines the design, and lightens the fixture making it more space-efficient for installation with a pleasing appearance.
- **Advanced driver is rated for 120V exclusively.**
- **Suitable for use in -22°F to 113°F**
- **Eco-friendly:** Printed on recycled material to reduce waste.








www.hetria.com

HETRIA
MODERN FINE-GRANULAR LIGHTING



Model Specifications

Features	Description
Input Wattage	 50 Watts. Replace 175-250W MH HPS or 750W Incandescent
Kelvin Color	 5000K
LED Chip	 Lumiled SMD2835
Lumen Performance	 120Lm/Watt. 50W=6000 Lumens
Surge Protection	 2kV Built-in for Extended Lifespan

Key Specifications

- Dimming: NA
- Efficacy: <120lm/W
- Input Voltage & Frequency: 120VAC 50/60Hz
- IP: IP65 Waterproof Rating
- Power Factor (PF): > .90
- Total Harmonic Distortion (THD): <30%
- Color Rendering Index (CRI): >80
- Housing & Lens: Frosted Tempered Glass
- Operating Temperature: -22°F - 113°F

Certifications



Model Specifications

Model	WATT(W)	Lumens (lm)	Efficacy (lm/W)	Mount Type	Kelvin Color (K)	Voltage (V)	CRI
Ralia Series	50W	6,000	120/lm/W	Hanging Mount	5000K	120VAC	>80
	100W	12,000	120/lm/W	Hanging Mount			

Model Series	Height (in)	Length (in)	Width (in)	Net Weight (lbs)	Measurements Diagram												
Ralia Series 50W WM	8.70	5.35	2.81	1.23	<table border="1"> <tr> <td>5 lamps one set (Standard)</td> <td>L=50ft (15m)</td> </tr> <tr> <td>10 lamps one set (Standard)</td> <td>L=100ft (30m)</td> </tr> <tr> <td>15 lamps one set</td> <td>L=150ft (46m)</td> </tr> <tr> <td>20 lamps one set</td> <td>L=200ft (61m)</td> </tr> <tr> <td>25 lamps one set</td> <td>L=250ft (76m)</td> </tr> <tr> <td>30 lamps one set</td> <td>L=300ft (91m)</td> </tr> </table>	5 lamps one set (Standard)	L=50ft (15m)	10 lamps one set (Standard)	L=100ft (30m)	15 lamps one set	L=150ft (46m)	20 lamps one set	L=200ft (61m)	25 lamps one set	L=250ft (76m)	30 lamps one set	L=300ft (91m)
5 lamps one set (Standard)	L=50ft (15m)																
10 lamps one set (Standard)	L=100ft (30m)																
15 lamps one set	L=150ft (46m)																
20 lamps one set	L=200ft (61m)																
25 lamps one set	L=250ft (76m)																
30 lamps one set	L=300ft (91m)																

Carton Size	GW	Quantity Per Carton
360*250*155mm	2.15kg	5
570*250*155mm	3.65kg	10

