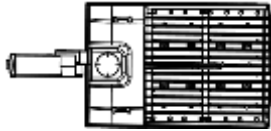
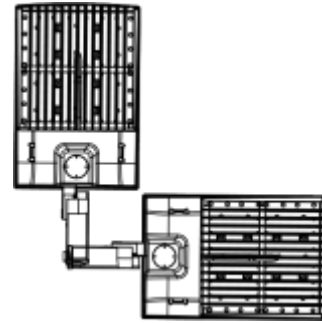


NEXTGEN II EPA RATING

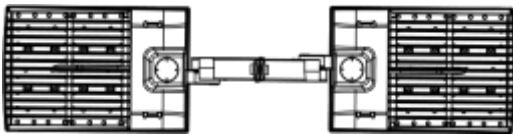
MOUNTING CONFIGURATION



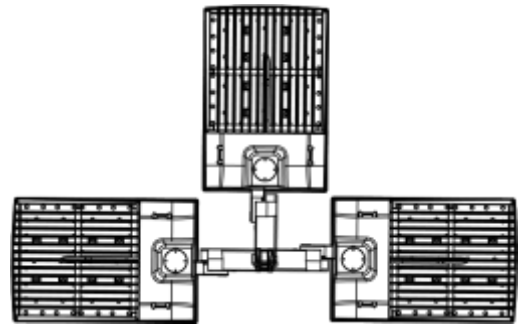
S Single
EPA: 1.1
Weight: 18.6 lbs.



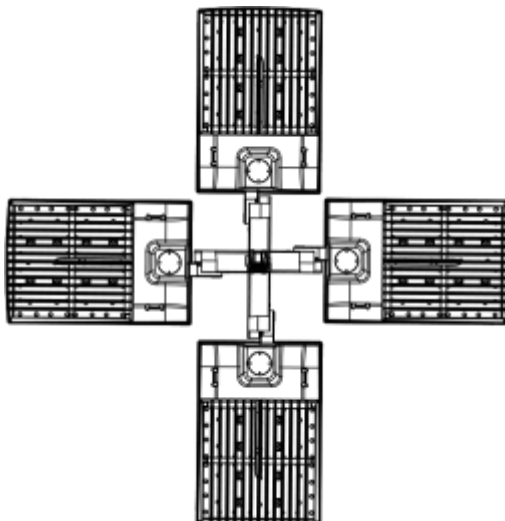
D90 Double 90°
EPA: 1.28
Weight: 36.2 lbs.



D180 Double 180°
EPA: 1.9
Weight: 36.2 lbs.



T90 Triple 90°
EPA: 2.0
Weight: 53.8 lbs.



Q90 Quad 90°
EPA: 2.0
Weight: 69.8 lbs.