

Scale: 1 inch= 10.5 Ft.

LIGHTING DETAILS:

Luminaire Schedule						
Label	Symbol	Qty	LLF	Description	Luminaire Lumens	Luminaire Watts
F1		1	1.000	120 Watt Durado III	17738	122.27

Calculation Summary						
Label	CalcType	Units	Avg	Max	Min	Max/Min
Object_1_Top_1	Illuminance	Fc	1.56	25.3	0.0	N.A.

DESIGN NOTES:

- 1.
 - 2.
 - 3.
 - 4.
- Note on this Design:
This report makes no representations in regard to Lighting Design or Specification, rather it attempts to accurately reflect the photometric results of a design, as approved by others.


This analysis is a mathematical model and can be only as accurate as is permitted by the third-party software and the IES standards used. All digital CAD data appear to be accurate, however, this apparent accuracy is an artifact of the techniques used to generate it and is in no way intended to imply accuracy in the real world.

There are many factors that will impact the actual performance of Lighting in the constructed space, including: the accuracy of the original source (.ies) files supplied by the manufacturer, input voltage ballast variances, actual finish values in the constructed environment, manufacturing variations in both the source (lamp) and the luminaire, final luminaire placement, obstructions, and installation quality. Further, field measurement itself is subject to errors arising from measuring methods and/or technology selected, and the knowledge/ability of the measuring party. While the creator of this lighting study makes every effort to ensure accuracy, they cannot be held liable for any errors. The recipient of this lighting study understands and accepts that the likelihood of scaling error increases when no .DWG file or other properly-dimensioned drawing is provided to the designer.

Reflective Values have a significant effect on light levels, the end-user of the document should confirm these values before accepting the results of any photometric report. The managing contractor/ architect/engineer is responsible for ensuring compliance to all relevant lighting ordinance(s) and energy codes required on this project.

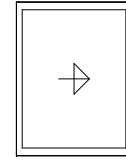
SPEC SHEET & RENDERS

TYPE F1

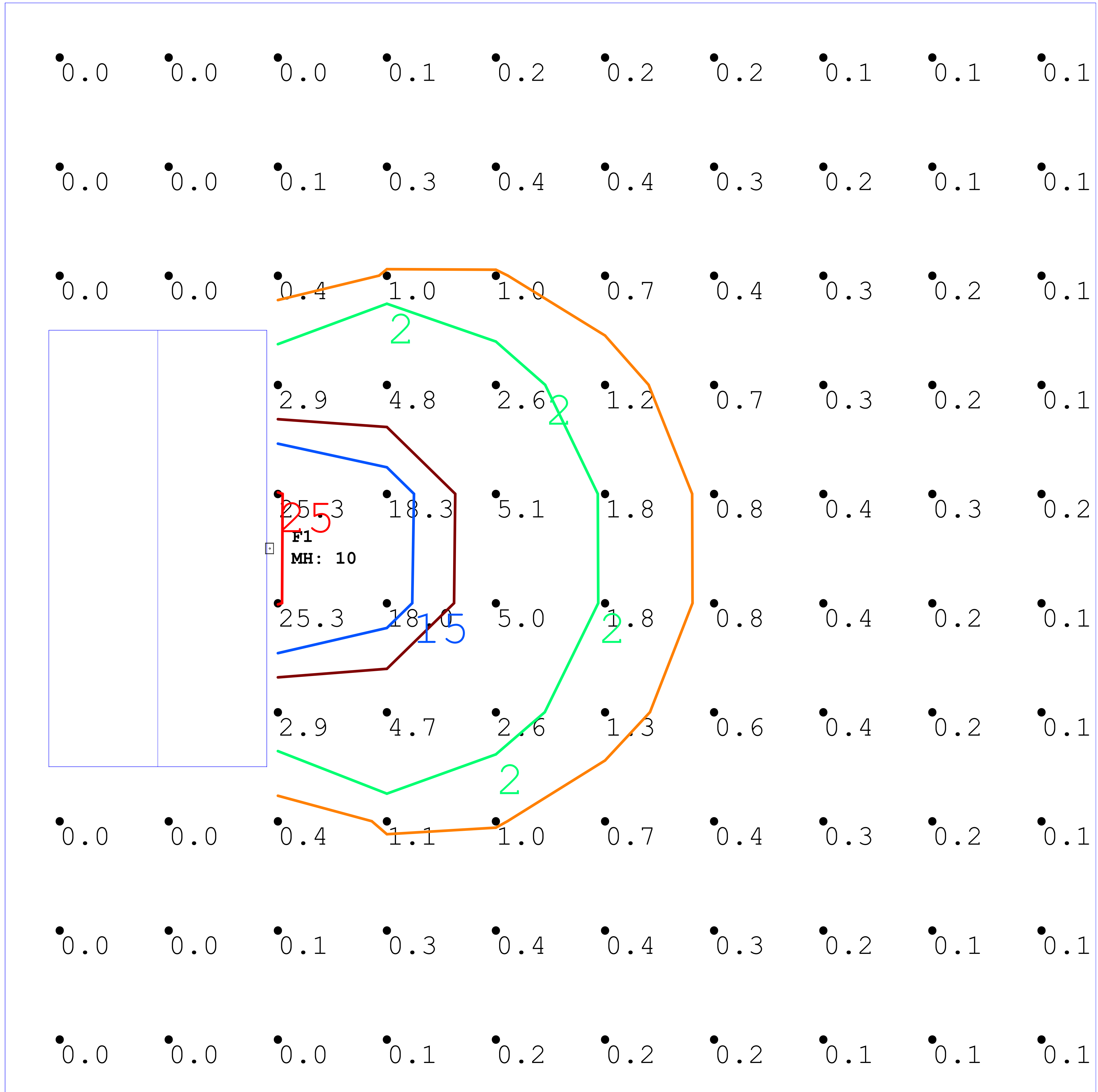


PLAN VIEW


LIGHTING DETAILS:

Luminaire Schedule						
Label	Symbol	Qty	LLF	Description	Luminaire Lumens	Luminaire Watts
F1		1	1.000	120 Watt Durado III	17738	122.27

Calculation Summary						
Label	CalcType	Units	Avg	Max	Min	Max/Min
Object_1_Top_1	Illuminance	Fc	1.56	25.3	0.0	N.A.




120 WATT DURADO



Date:9/11/2025
Drawn By:
Revision #:

120 WATT DURADO



120 WATT DURADO

Date:9/11/2025

Drawn By:

Revision #: