

Scale: 1 inch= 24.00 Ft.

LIGHTING DETAILS:

Luminaire Schedule							
Label	Symbol	Qty	LLF	Description	Arrangement	Luminaire Lumens	Luminaire Watts
F502@180		4	1.000	500 Watt NextGen III	Back-Back	62734	496.25

Calculation Summary						
Label	CalcType	Units	Avg	Max	Min	Max/Min
Object_1_Top_1	Illuminance	Fc	7.34	31.8	0.4	79.50

DESIGN NOTES:

- 500W
- 30' POLE
-
-

Note on this Design:
This report makes no representations in regard to Lighting Design or Specification, rather it attempts to accurately reflect the photometric results of a design, as approved by others.


This analysis is a mathematical model and can be only as accurate as is permitted by the third-party software and the IES standards used. All digital CAD data appear to be accurate, however, this apparent accuracy is an artifact of the techniques used to generate it and is in no way intended to imply accuracy in the real world.

There are many factors that will impact the actual performance of Lighting in the constructed space, including: the accuracy of the original source (.ies) files supplied by the manufacturer, input voltage ballast variances, actual finish values in the constructed environment, manufacturing variations in both the source (lamp) and the luminaire, final luminaire placement, obstructions, and installation quality. Further, field measurement itself is subject to errors arising from measuring methods and/or technology selected, and the knowledge/ability of the measuring party. While the creator of this lighting study makes every effort to ensure accuracy, they cannot be held liable for any errors. The recipient of this lighting study understands and accepts that the likelihood of scaling error increases when no .DWG file or other properly-dimensioned drawing is provided to the designer.

Reflective Values have a significant effect on light levels, the end-user of the document should confirm these values before accepting the results of any photometric report. The managing contractor/ architect/engineer is responsible for ensuring compliance to all relevant lighting ordinance(s) and energy codes required on this project.


SPEC SHEET & RENDERS

TYPE F304



RENDERING

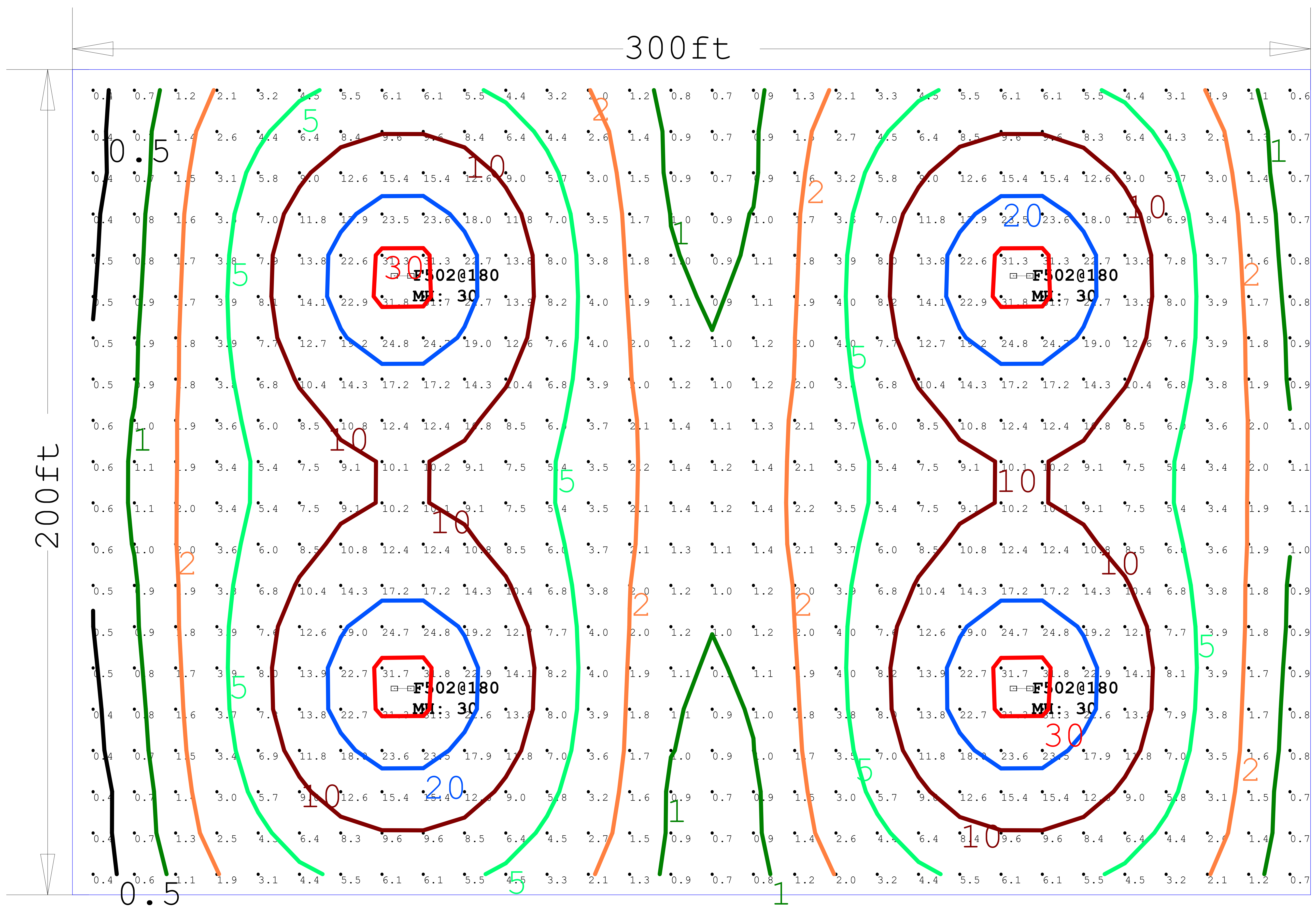
LIGHTING DETAILS:


Luminaire Schedule							
Label	Symbol	Qty	LLF	Description	Arrangement	Luminaire Lumens	Luminaire Watts
F502@180		4	1.000	500 Watt NextGen III	Back-Back	62734	496.25

Calculation Summary						
Label	CalcType	Units	Avg	Max	Min	Max/Min
Object_1_Top_1	Illuminance	Fc	7.34	31.8	0.4	79.50

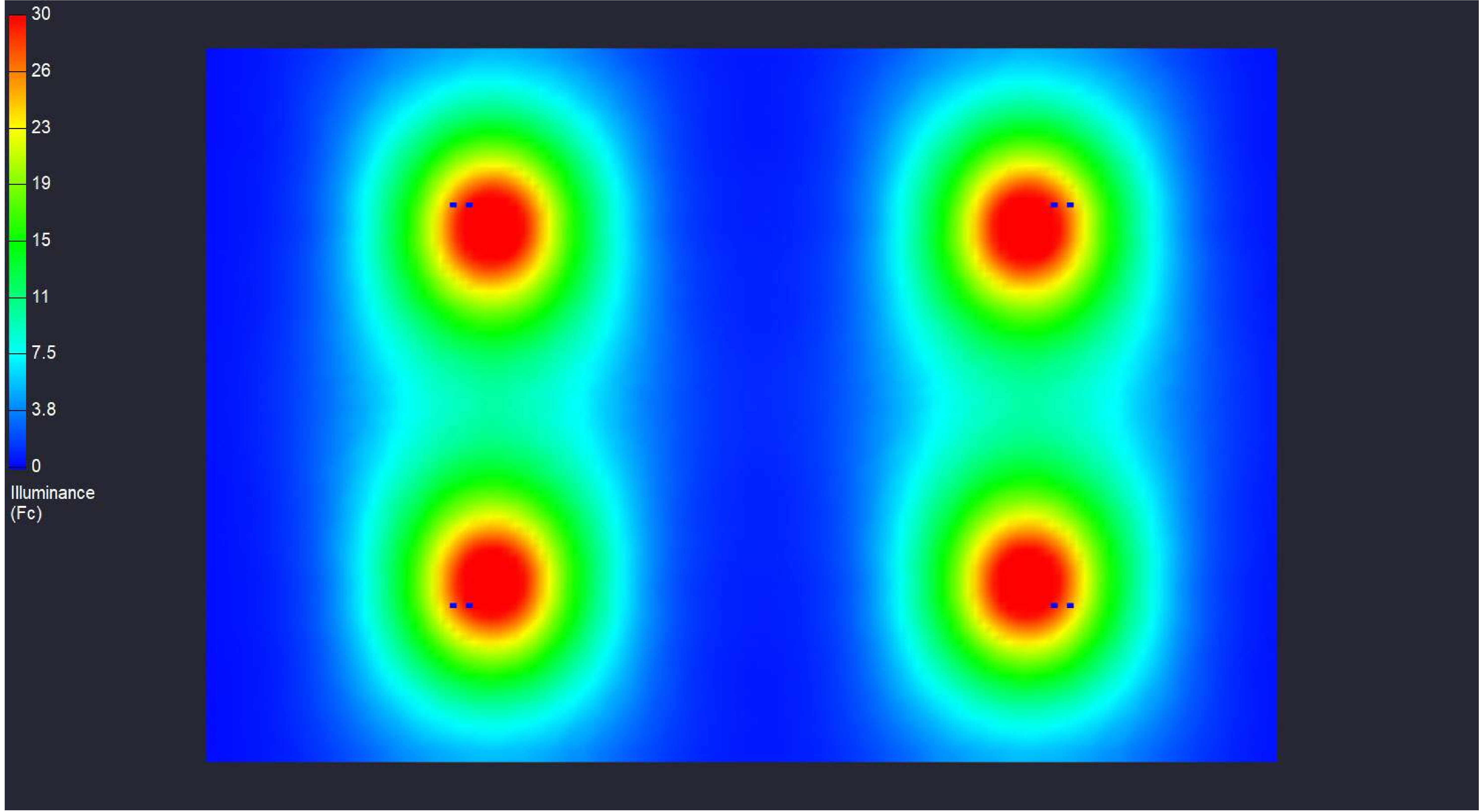
Luminaire Location Summary						
LumNo	Label	Insertion Point			Orient	Tilt
		X	Y	Z		
9	F502@180	80	150	30	0	0
10	F502@180	230	150	30	0	0
11	F502@180	80	50	30	0	0
12	F502@180	230	50	30	0	0

200 X 300 PARKING LOT





200 X 300 PARKING LOT



30
26
23
19
15
11
7.5
3.8
0

Illuminance
(Fc)

200 X 300 PARKING LOT

Date:9/11/2025

Drawn By:

Revision #: