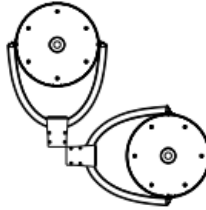


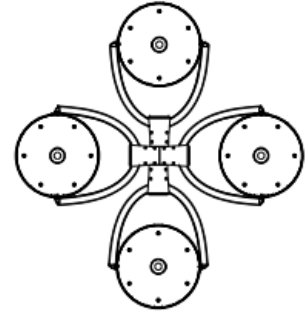
150 Watt Centauri II Series LED Post Top Fixture | EPA Ratings



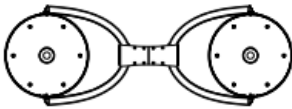
S Single
EPA:0.7
Weight: 14.3lbs.



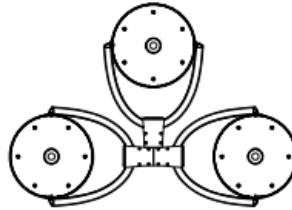
D90 Double
90° EPA:1.15
Weight: 28.7 lbs.



Q90 Quad 90°
EPA:1.85
Weight:57.3 lbs.



D180 Double
180° EPA:1.4
Weight:28.7lbs.



T90 Triple
90° EPA:1.85
Weight:43lbs.

