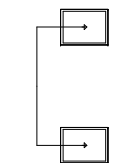



Luminaire Schedule							
Symbol	Qty	Label	Arrangement	Description	LLF	Lumens	Watts
	4	F1	Twin	300 Watt NextGen IV	1.000	42839	297.43


Calculation Summary							
Label	CalcType	Units	Avg	Max	Min	Avg/Min	Max/Min
PAD_Top_1	Illuminance	Fc	34.69	61.0	17.2	2.02	3.55
Tennis Court_1_Surface_1	Illuminance	Fc	42.30	54.2	31.4	1.35	1.73
Tennis Court_Surface_1	Illuminance	Fc	42.30	54.2	31.4	1.35	1.73

Expanded Luminaire Location Summary									
LumNo	Label	Insertion Point			Luminaire Coordinates			Orient	Tilt
		X	Y	Z	X	Y	Z		
1	F1	21	62	21.5	23.5	60	21.5	270	0
1	F1	21	62	21.5	18.5	60	21.5	270	0
2	F1	22	2	21.5	19.5	4	21.5	90	0
2	F1	22	2	21.5	24.5	4	21.5	90	0
3	F1	46	62	21.5	48.5	60	21.5	270	0
3	F1	46	62	21.5	43.5	60	21.5	270	0
4	F1	47	2	21.5	44.5	4	21.5	90	0
4	F1	47	2	21.5	49.5	4	21.5	90	0

Object Summary		
Label	Type	Description
PAD	Rect-Flat	64' X 68' RED CLAY PAD
Tennis Court	Group	RESIZED TO 44'; X 20' PICKLBALL
Tennis Court1	Group	RESIZED TO 44'; X 20' PICKLBALL



70 x 40 Pickleball Template



Date: 8/25/2025

Drawn By: MS

Revision #:

70 x 40 Pickleball Template

