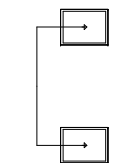



Luminaire Schedule							
Symbol	Qty	Label	Arrangement	Description	LLF	Lumens	Watts
	4	F1	Twin	300 Watt NextGen IV	1.000	42839	297.43


Calculation Summary							
Label	CalcType	Units	Avg	Max	Min	Avg/Min	Max/Min
PAD_Top_1	Illuminance	Fc	29.74	46.1	18.9	1.57	2.44
Tennis Court_1_Surface_1	Illuminance	Fc	37.26	44.1	30.8	1.21	1.43
Tennis Court_Surface_1	Illuminance	Fc	37.26	44.1	30.8	1.21	1.43

Expanded Luminaire Location Summary									
LumNo	Label	Insertion Point			Luminaire Coordinates			Orient	Tilt
		X	Y	Z	X	Y	Z		
1	F1	21	62	26.5	23.5	60	26.5	270	0
1	F1	21	62	26.5	18.5	60	26.5	270	0
2	F1	22	2	26.5	19.5	4	26.5	90	0
2	F1	22	2	26.5	24.5	4	26.5	90	0
3	F1	46	62	26.5	48.5	60	26.5	270	0
3	F1	46	62	26.5	43.5	60	26.5	270	0
4	F1	47	2	26.5	44.5	4	26.5	90	0
4	F1	47	2	26.5	49.5	4	26.5	90	0

Object Summary		
Label	Type	Description
PAD	Rect-Flat	64' X 68' RED CLAY PAD
Tennis Court	Group	RESIZED TO 44'; X 20' PICKLBALL
Tennis Court1	Group	RESIZED TO 44'; X 20' PICKLBALL



70 x 40 Pickleball Template



Date: 8/25/2025

Drawn By: MS

Revision #:

70 x 40 Pickleball Template

70 x 40 Pickleball Template

Date: 8/25/2025
Drawn By: MS
Revision #:

